

Lenten Printables Bundle

Activities and Coloring Pages
to last you through the whole season of Lent

The printable pages in this document are for your personal or classroom use. Please do not email your purchased file with others. Thanks!

For each activity, instructions are on the first page and then the printable pages follow. Coloring pages, worksheets, crossword puzzles etc do not have instructions, simply print, color and enjoy!

Be sure to read the instructions carefully on pieces that are 3-D and have assembly instructions. Pictures are included for clarity.

Thank you for your purchase, I pray that God blesses you abundantly in spiritual growth this Lenten Season.

God Bless,

Kristen

Table of Contents

(click to jump to that page)

On Lent Overall

1. Lenten Countdown Chain	4
2. Lent Crossword Puzzle	18
3. Jesus in the Desert Coloring Page	19
4. Temptation in the Desert Mini-book	20
5. Path of Righteousness Maze	23
6. Lenten Color by Number	25
7. Spot the Difference	27

On Prayer:

8. Printable Prayer Card Box	28
9. Scripture Prayer Cards Set 1	31
10. Scripture Prayer Cards Set 2	32
11. Blank Prayer Cards	33
12. Prayer Dice	34
13. Prayer Word Search	35
14. 5 Forms of Prayer Highlighting and Handwriting Practice	37
15. 5 Forms of Prayer Worksheet	42

On the Rosary:

16. Sorrowful Mysteries Minibook	43
17. Rosary Coloring Page	44
18. Giant Paper Rosary	45

On Stations of the Cross:

19. Stations of the Cross Minibook	54
20. Printable Stations of the Cross 3-D Grottos	58

On Almsgiving:

- 21. [Printable Almsgiving Box.....66](#)
- 22. [Almsgiving Worksheet.....69](#)
- 23. [Almsgiving Notebooking Page.....70](#)
- 24. [Almsgiving Cross Puzzle.....71](#)

On Sacrifice/Fasting:

- 25. [The Dice of Sacrifice.....73](#)

Lenten Saints:

- 26. [Saint Patrick Coloring Page.....77](#)
- 27. [Saint Joseph Coloring Page.....78](#)
- 28. [Saints Perpetua and Felicity Coloring Page.....79](#)

Holy Week:

- 29. [Holy Week Mobile.....80](#)

Lent Countdown Chain Instructions

I love getting [The Little Black Book](#) at Church around the beginning of Lent and going through the readings and reflections each day. This year I was wondering **how can I make this work for my kids too?** At a minimum, I'd love for us to read the scripture together. For kids, they get exposed to more scripture, for adults use the scripture to meditate on and pray. I put each day's scripture on a printable that you cut into strips and use to make a countdown chain for Lent. The scripture in the Little Black Book goes through the passion of Christ as told in Luke, a few verses at a time. As you pull off one chain length everyday, you'll slowly read through the whole story.

If you have small children, and you think the passion is a little too heavy for them, I've made a second set of printable chain lengths with a Lenten task for them to complete each day. **They are small ways to pray, sacrifice, or do something for someone else** (sounds familiar, sort of like praying, fasting and almsgiving right?). In that set, you'll find "Pray for your mom," "Pray a decade of the Rosary," "Do an extra chore today," and "Help clean the dishes and the kitchen." These can be chained in any order, and are perfect for children.

I made my chain in the shape of hearts, to go with a scripture quote "Make your hearts firm." James 5:8 I also made a little header picture with that verse to use at the top of your chain, or however you wish.

Instructions are pretty simple:

I printed these on some purple scrapbooking paper, but you could also print on purple construction paper, or plain white paper.

Cut along the black lines.

If you are using the scripture chain pieces, you will want to keep them in order (I numbered them). Number 40 goes at the bottom and 1 at the top. (That way you count down from 40) If you are using the Lenten tasks for children, then the order really doesn't matter.



For making a regular chain with them, just bend your slip of paper in a loop and staple together. Take the next slip and make a loop that goes through your first and staple. Keep going!



To make a heart shaped chain, fold your first slip in half (slip #1 for the scripture chain lengths).



Then take the ends and bend them in towards one another and secure with a staple.



To add a link, fold your next slip of paper in half, and bend the ends in toward each other with the tip of the first heart inside the two ends. Staple.




Keep going!



Hang up your chain around a doorway, lay it out around your table centerpiece, or drape it over your dining room table. Each day pull off one chain length and read it!

Lent



“Make your hearts firm!” James 5:8

"When the hour came, Jesus took his place at the table with the apostles. He said to them, "I have eagerly desired to eat this Passover with you before I suffer, for I tell you, I shall not eat it again until there is fulfillment in the kingdom of God." Lk 22:14-16

"Then Jesus took a cup, gave thanks, and said "Take this and share it among yourselves; for I tell you that from this time on I shall not drink of the fruit of the vine until the kingdom of God comes." Lk 22:17-18

Then Jesus took the bread, and said the blessing, broke it and gave it to them saying, "This is my body, which will be given for you; do this in memory of me." Lk 22:19-20

"And yet behold, the hand of the one who is to betray me is with me on the table; for the Son of Man indeed goes as it has been determined; but woe to that man by whom he is betrayed." And they began to debate among themselves who among them would do such a deed." Lk 22:21-23

Then an argument broke out among the apostles about which of them should be regarded as the greatest. Jesus said to them, "The kings of the Gentiles lord it over them and those in authority over them are addressed as Benefactors;' but among you it shall not be so. Rather, let the greatest among you be as the youngest, and the leader as the servant. For who is greater; the one seated at table or the one who serves? Is it not the one seated at the table? I am among you as the one who serves." Lk 22:26-27

"It is you who have stood by me in my trials; and I confer a kingdom on you, just as my Father as conferred one on me, that you may eat and drink at my table in my kingdom; and you will sit on thrones judging the twelve tribes of Israel." Lk22:28-30

Jesus said, "Simon, Simon, behold Satan has demanded to sift all of you like wheat, but I have prayed that your own faith may not fail; and once you have turned back you must strengthen your brothers." Peter said to him, 'Lord I am prepared to go to prison and to die with you." but he replied "I tell you Peter before the cock crows this day you will deny three times that you know me." Lk 22:31-34

Jesus said to the apostles, "When I sent you forth without a money bag or a sack or sandals, were you in need of anything?" "No, nothing," they replied. He said to them, "But now one who has a money bag should take it, and likewise a sack, and one who does not have a sword should sell his cloak and buy one. For I tell you that this Scripture must be fulfilled in me, namely, ' He was counted among the wicked;' and indeed what is written about me is coming to fulfillment." Then they said, "Lord, look there are two swords here." But he replied, "It is enough!" Lk 22:35-38

32

Then going out, Jesus went, as was his custom, to the Mount of Olives, and the disciples followed him. When he arrived at the place he said to them, "Pray that you may not undergo the test." After withdrawing about a stone's throw from them and kneeling, he prayed, saying, "father if you are willing, take this cup away from me; still, not my will but yours be done." Lk 22:39-24

31

To strengthen Jesus, an angel from heaven appeared to him. He was in such agony and he prayed so fervently that his sweat became like drops of blood falling on the ground. Lk 22:43-44

30

When Jesus rose from prayer and returned to his disciples, he found them sleeping from grief. he said to them, "Why are you sleeping? Get up and pray that you may not undergo the test." Lk 22:45-46

29

While Jesus was still speaking, a crowd approached him and in front was one of the Twelve, a man named Judas. He went up to Jesus to kiss him. Jesus said to him, "Judas, are you betraying the Son of Man with a kiss?" Lk 22:47-48

28

Jesus' disciples realized what was about to happen, and they asked, "Lord, shall we strike with a sword?" And one of them struck the high priest's servant and cut off his right ear. But Jesus said in reply, "Stop, no more of this!" Then he touched the servant's ear and healed him. Lk 22:49-51

27

And Jesus said to the chief priests and Temple guards and elders who had come for him, "Have you come out as against a robber, with swords and clubs? Day after day I was with you in the Temple area, and you did not seize me; but this is your hour, the time for the power of darkness." Lk 22:52-53

26

After arresting Jesus, they led him away and took him into the house of the high priest. Peter was following at a distance. They lit a fire in the middle of the courtyard and sat around it, and Peter sat down with them. Lk 22:54-55

25

When a maid saw Peter seated in the light, she looked intently at him and said, "This man too was with him." But he denied it saying, "Woman, I do not know him." A short while later someone else saw him and said, "You too are one of them"; but Peter answered, "My friend, I am not." About an hour later, still another insisted, "Assuredly, this man too was with him, for he also is a Galilean." But Peter said, "My friend, I do not know what you are talking about." Lk 22:56-60

24

Just as Peter was saying this, the cock crowed, and the Lord turned and looked at Peter; and Peter remembered the word of the Lord, how he had said to him, "Before the cock crows today, you will deny me three times." He went out and began to weep bitterly. Lk 22:60-62

23

The men who held Jesus in custody were ridiculing and beating him. They blindfolded him and questioned him, saying, "Prophecy! Who is it that struck you?" And they reviled him in saying many other things against him.

Lk 22:63-65

22

When day came the council of elders of the people met, both chief priests and scribes, and they brought Jesus before their Sanhedrin. They said, "If you are the Christ, tell us," but he replied to them, "If I tell you, you will not believe, and if I question you will not respond. But from this time on the Son of Man will be seated at the right hand of the power of God." They all asked, "are you then the Son of God?" He replied to them, "You say that I am." Lk 22:66-70

21

Then they said, "What further need have we for testimony? We have heard it from his own mouth." Then the whole assembly of them arose and brought Jesus before Pilate. Lk 22:71-23: 1

20

They brought charges against Jesus, saying, "We found this man misleading our people; he opposes the payment of taxes to Caesar and maintains that he is the Christ, a king." Pilate asked him, "are you the king of the Jews?" He said to him in reply, "You say so." Lk 23:2-3

19

Pilate then addressed the chief priests and the crowds, "I find this man not guilty." But they were adamant and said, "He is inciting the people with his teaching throughout all Judea, from Galilee where he began even to here." On hearing this Pilate asked if the man was a Galilean; and upon learning that he was under Herod's jurisdiction, he sent Jesus to Herod who was in Jerusalem at that time. Lk 23:3-7

18

Herod was very glad to see Jesus; he had been wanting to see him for a long, for he had heard about him and had been hoping to see him perform some sign. Lk 23:8

17

Herod questioned Jesus at length, but he gave him no answer. The chief priests and scribes, meanwhile, stood by accusing him harshly. Lk 23:9-10

Herod and his soldiers treated Jesus contemptuously and mocked him. And after clothing him in resplendent garb, he sent him back to Pilate. Herod and Pilate became friends that very day, even though they had been enemies formerly. Lk 23:11-12

Pilate then summoned the chief priests, the rulers, and the people and said to them, "You brought this man to me and accused him of inciting the people to revolt. I have conducted my investigation in your presence and have not found this man guilty of the charges you have brought against him, nor did Herod, for he sent him back to us. So no capital crime has been committed by him. Therefore I shall have him flogged and then release him." But all together they shouted out, "Away with this man! Release Barabbas to us." Now Barabbas had been imprisoned for a rebellion that had taken place in the city and for murder. Lk 23:13-19

Again Pilate addressed the crowd, still wishing to release Jesus, but they continued their shouting, "Crucify him! Crucify him!" Pilate addressed them a third time, "What evil has this man done? I found him guilty of no capital crime. Therefore I shall have him flogged and then release him." With loud shouts, however they persisted in calling for his crucifixion, and their voices prevailed. Lk 23:20-23

The verdict of Pilate was that their demand should be granted. So he released the man who had been imprisoned for rebellion and murder, for whom they asked, and he handed Jesus over to them to deal with as they wished. Lk 23:24-25

As they led Jesus away they took hold of a certain Simon, a Cyrenian, who was coming in from the country; and after laying the cross on him, they made him carry it behind Jesus. Lk 23:26

A large crowd of people followed Jesus, including many women who mourned and lamented him. Jesus turned to them and said, "Daughters of Jerusalem, do not weep for me; weep instead for yourselves and for your children for indeed, the days are coming when people will say, 'Blessed are the barren, the wombs that never bore and the breasts that never nursed.' at that time people will say to the mountains, 'Fall on us!' and to the hills, 'Cover us!' for if these things are done with the wood is green what will happen when it is dry?" Now two others, both criminals were led away with him to be executed. Lk23:27-32

When they came to the place called the Skull, they crucified Jesus and the criminals there, one on his right, the other on his left. Lk 23:33

Then Jesus said, "Father, forgive them, they know not what they do." Lk 23:34

They divided his garments by casting lots. the people stood by and watched. Lk 23:34

The rulers, meanwhile, sneered at Jesus and said, "He saved others, let him save himself if he is the chosen one, the Christ of God." even the soldiers jeered at him. As they approached to offer him wine they called out, "If you are King of the Jews, save yourself." above him there was an inscription that read, "This is the King of the Jews." Now one of the criminals hanging there reviled Jesus saying, "Are you not the Christ? Save yourself and us." Lk 23:35-39

The other criminal, however, rebuking him, said in reply, "Have you no fear of God, for you are subject to the same condemnation? And indeed, we have been condemned justly, for the sentence we received corresponds to our crimes, but this man has done nothing criminal." Then he said, "Jesus, remember me when you come into your kingdom." Jesus replied to him, "Amen, I say to you, today you will be with me in paradise." Lk 23:40-43

It was now about noon and darkness came over the whole land until three in the afternoon because of an eclipse of the sun. Then the veil of the Temple was torn down the middle. Jesus cried out in a loud voice, "Father, into your hands I commend my spirit;" and when he had said this he breathed his last. Lk 23:44-46

The centurion who witnessed what had happened glorified God and said, "This man was innocent beyond doubt." When all the people who gathered for this spectacle saw what had happened, they returned home beating their breasts. But all his acquaintances stood at a distance, including the women who had followed him from Galilee and saw these events. Lk 23:47-49

Now there was a virtuous and righteous man named Joseph who, though he was a member of the council, had not consented to their plan of action. He came from the Jewish town of Arimathea and was awaiting the kingdom of God. He went to Pilate and asked for the body of Jesus. Lk 23:50-52

After Joseph had taken the body down, he wrapped it in a linen cloth and laid him in a rock-hewn tomb in which no one had yet been buried. It was the day of preparation, and the Sabbath was about to begin. Lk 23:53-54

The women who had come from Galilee with him followed behind, and when they had seen the tomb and the way in which his body was laid in it, they returned and prepared spices and perfumed oils. Then they rested on the Sabbath according to the commandment. Lk 23:55-56

**Chain links on the following pages
are ones with simple activities for
your younger children**

Say a prayer for your mom and dad

Tell your mom "Thank You" for something

Say one decade of the Rosary today

Clean your room (without being asked to)

Help with a chore your do not normally do

Sit and pray quietly for 5minutes

**Make a card for someone in your family that does not live
near you
(don't forget to mail it!)**

List 3 things you are grateful for

Do something nice for your brother or sister

Tell your dad "Thank You" for something

Say the Our Father together

Choose a toy to donate

Forgive someone for a wrong doing in the past

Read a story to a younger sibling

**Make a card for someone in your family that does not live
near you
(don't forget to mail it!)**

List 3 things you are grateful for

Say a prayer for your grandparents

Do the Stations of the Cross

Reflect on the sorrowful mysteries today

Help clean the dishes and the kitchen

Say the Guardian Angel prayer

Sit and listen for God quietly for 5minutes

Do a secret act of love for someone today

Say I'm sorry to someone you have not apologized to yet

Pray for your friends today

Pray for your aunts and uncles today

Say one decade of the Rosary today

Pray for all those who do not know God

Pray for those less fortunate than you

Say something nice to someone today

Clean up someone else's room today

Say I love you to someone today

Sacrifice something extra today

Read a bible or saint story today

Help prepare lunch or dinner today

Pray for world leaders


Pray for Pope Francis, your Bishop today and priest today

Choose some clothes to donate today

Call a family member you rarely talk to and tell them you care about them

Thank God today for things you take for granted

Lenten Crossword




ACROSS

- 2 Restricting the food that we eat
- 5 The last day of Lent
- 8 The day Jesus was crucified
- 9 On Ash Wednesday when you get your ashes: “_____ and know the Gospel”
- 10 Mini-feast days or days you do not have to fast or sacrifice during Lent
- 11 Talking to God or the saints

DOWN

- 1 The 40 Day period of preparation before Easter
- 3 The first day of Lent
- 4 One day a week during Lent when we fast and pray extra
- 6 Giving of ourselves, money, time, or materials for those less fortunate
- 7 Offering/ giving up something ‘good’ on earth to focus on our relationship with God

Jesus was tempted by the devil
in the desert for 40 days.



Instructions for the Temptation in the Desert Minibook

Why is Lent 40 days? Well you probably already know, but Jesus went into the wilderness/desert for 40 days and 40 nights to be tempted by the devil. Today I'm sharing a simple minibook with you with some writing prompts for your kids to think about.

If your kids have never heard why Lent is 40 days, they can learn from this minibook. It then asks you to **think about the ways you are tempted, where you are when you're tempted, and how to overcome temptation.** Your kids can draw pictures, write about it, or just reflect on these questions to further their relationship with Our Father.

I think it's good practice to know your own limitations, and it's not something we often sit and reflect on. I know it's deep for a minibook, but adapt it for whatever age groups you have. For example, I had to explain what temptation is to my 4 year old. I gave her my best 4 year old appropriate definition: being tempted is when you feel like doing something you know is wrong. We discussed it for a few minutes, and she decided she is tempted when there is candy in the pantry and she can reach it but knows she's supposed to ask first. She also decided she is tempted to jump on the couch all the time. lol 4 year olds are so honest. (btw that candy is now on a higher shelf!)

Some of the ways you might be tempted could include: candy on a low shelf, being home alone, hanging around the wrong kind of friends, having sweets in the house at all, etc... answers will be different for all age groups.

Some places you might be tempted: at home, at school, on the playground, an all you can eat buffet ;)

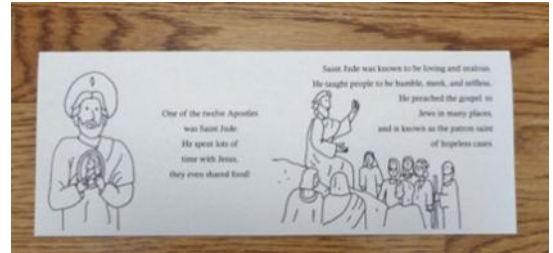
Ways to overcome temptation (make sure you focus on these!): attending mass, praying, fasting, reading the Bible, singing Christian songs, going to youth group... etc

The prayer to Saint Michael is on the back. When you're done discussing or writing or drawing, pray it together!

How to Fold your minbook

(use these same instructions for all minibooks in this pack)

Print your Mini Book (one sided on white paper). *These pictures show a different minibook but the procedure is the same.*



Fold paper in half the long skinny way, with the print on the outside. Crease well.

Unfold, and refold in half the short, fat way with the print on the outside. Crease well.

Unfold, and fold the outside edges inward (like a pamphlet or lapbook). Crease well.



Unfold, and refold in half the short, fat way again. Using scissors, cut along the crease in the middle, stopping when you meet the intersection of creases (see the picture below).

Open up at the cut, and fold around into a book with the cover in front.



To see a video showing this procedure please [Click HERE see my How to Fold Your Mini book Page.](#)

**when I am...
desert; I am tempted
when He was in the
Jesus was tempted**

**The ways I stay strong
against temptation are
by**

**Saint Michael, the Archangel,
defend us in battle; be our
defense against the
wickedness and snares of the
devil. May God rebuke him,
we humbly pray; and do thou,
O Prince of the heavenly host,
by the power of God, thrust
into hell Satan and the other
evil spirits who prowl about
the world seeking the ruin of
souls. Amen.**

**Jesus was tempted by the
devil in the desert for 40
days. That is how we get
40 days of Lent.**

**Just as Jesus was
tempted, I am tempted.
The things of this world
that tempt me are...**


Temptation in the Desert

by

Paths of Righteousness Maze

“He leads me in paths of righteousness for his name’s sake.” -Psalm 23:3


Start



Finish

Now prayerfully read Psalm 23. Pray for God to help you follow the path of righteousness and avoid sin.

Color by Number



Color all the numbers these colors: 1- purple 2- brown 3- blue

Purple—our Lenten Liturgical Color

Originally, purple was a color of royalty—back in the days of Rome being a major power. Emperors, kings and queens are often shown in a purple — probably because the dye to produce purple was the most expensive and rare at the time. In the Catholic Church, violet or purple symbolizes penance, preparation, and sacrifice. We use it during Advent and Lent, and it is sometimes used for a funeral Mass. The next time you are in Mass this Lent, see how many places you see the color purple displayed!

Spot the Differences

How many differences can you find between these two pictures?



Printable Prayer Card Box

Instructions are first, then the printable box in color and B&W.


The instructions are super easy:

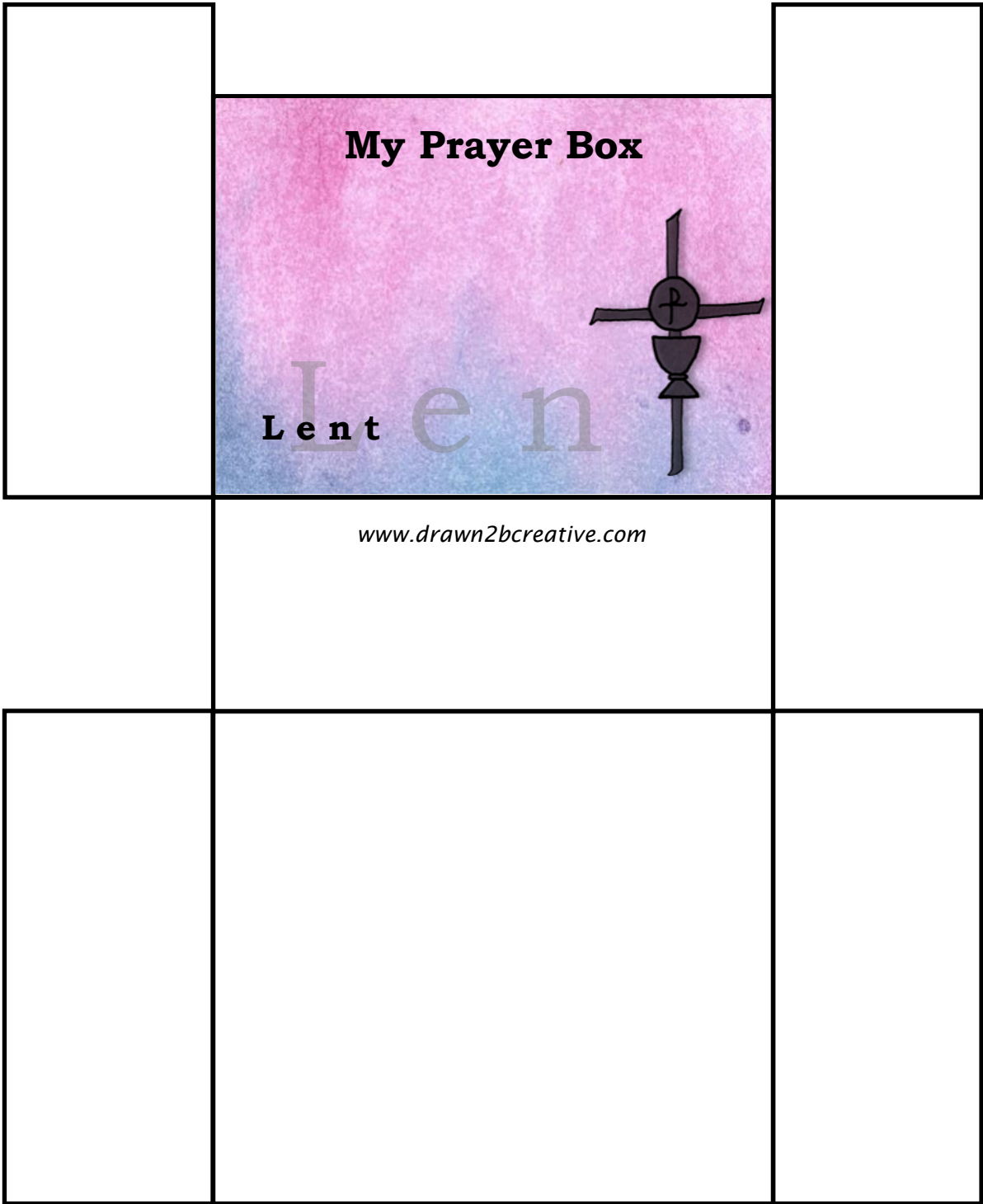
Cut out around the box on the lines.

Crease on the lines.

Overlap the side flaps and secure with tape, glue stick, or glue dots.


Ta-da! A beautiful box for storing prayer cards!





My Prayer Box

Lent




www.drawn2bcreative.com

www.drawn2bcreative.com

©Kristen Rabideau 2015

My Prayer Box

Lent




www.drawn2bcreative.com

Prayer Cards Set 1

Print on cardstock and cut out. Insert into your Prayer Box.

Pray Continually



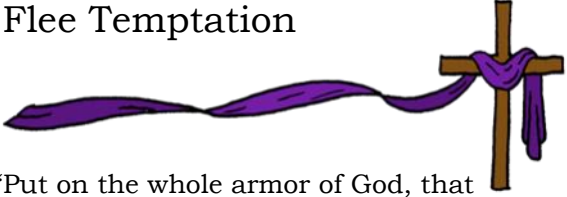
“Rejoice always, pray constantly, give thanks in all circumstances; for this is the will of God in Christ Jesus for you.”

-1 Thessalonians 5:18

Father, help me to pray constantly and be grateful for your many blessings. Amen

www.drawn2bcreative.com

Flee Temptation




“Put on the whole armor of God, that you may be able to stand against the wiles of the devil.”

-Ephesians 6:11

Heavenly Father, strengthen me against the temptations of evil. Amen.

www.drawn2bcreative.com

Praise God




“Bless the Lord, O my soul! O Lord my God, thou art very great!”

-Psalm 104:1

O Lord, how I love and adore you! Thank You for your great glory and may You look with favor upon me. Amen.

www.drawn2bcreative.com

Forgive me Lord



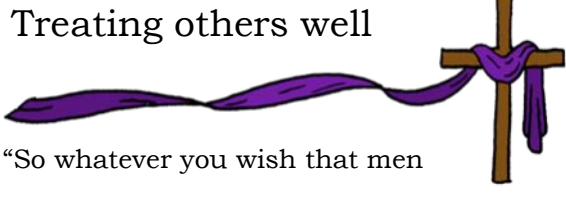
“Have mercy on me, O God, according to thy steadfast love; according to thy abundant mercy blot out my transgressions.

-Psalm 51:1

Forgive me Lord, for my many sins. Have mercy on my soul. Amen.

www.drawn2bcreative.com

Treating others well




“So whatever you wish that men would do to you, do so to them; for this is the law and the prophets.”

-Matthew 7:12

Heavenly Father, help me to always treat others as I would have them treat me. Amen.

www.drawn2bcreative.com

Peace



“And the peace of God, which passes all understanding, will keep your hearts and your minds in Christ Jesus.”

-Philippians 4:7


Grant me your peace, O Lord. Amen.

www.drawn2bcreative.com

Prayer Cards Set 2

Print on cardstock and cut out. Insert into your Prayer Box.

Read God's Word




"I have laid up thy word in my heart,
that I might not sin against thee."

-Psalm 119:11

*Help me Lord, to read your Word, keep it in
my heart and avoid sin. Amen.*

www.drawn2bcreative.com

Believe




"Immediately the father of the child
cried out and said, "I believe; help my
unbelief!"

-Mark 9:24

*Father, I believe in you, your son Jesus and
the Holy Spirit. Strengthen me and help me
when I struggle with unbelief. Amen.*

www.drawn2bcreative.com

Thanks be to God



"I praise thee, for thou art fearful
and wonderful.


Wonderful are thy works!

Thou knowest me right well;"

*Thank you God for making me who I am!
Amen.*

www.drawn2bcreative.com

Being content




"But if we have food and clothing, with
these we shall be content. But those who
desire to be rich fall into temptation, into a
snare, into many senseless and hurtful desires
that plunge men into ruin and destruction."

-1 Timothy 6:8-9

*Father, help me to be content with what I
have and desire no more than to be
close to you. Amen.*

www.drawn2bcreative.com

On giving




"give, and it will be given to you; good
measure, pressed down, shaken together,
running over, will be put into your lap. For
the measure you give will be the measure
you get back." -Luke 6:38

*Heavenly Father, help me to be generous in
giving of myself and my earthly
possessions. Amen.*

www.drawn2bcreative.com

Pray









"Again I say to you, if two of you agree
on earth about anything they ask, it will
be done for them by my father in heaven.
For where there are two or three are gath-
ered in my name, there am I in the midst
of them." -Matthew 18:19-20

*Lord, help me to pray in fellowship and
seek Your will in all things. Amen.*

www.drawn2bcreative.com

Blank Prayer Cards

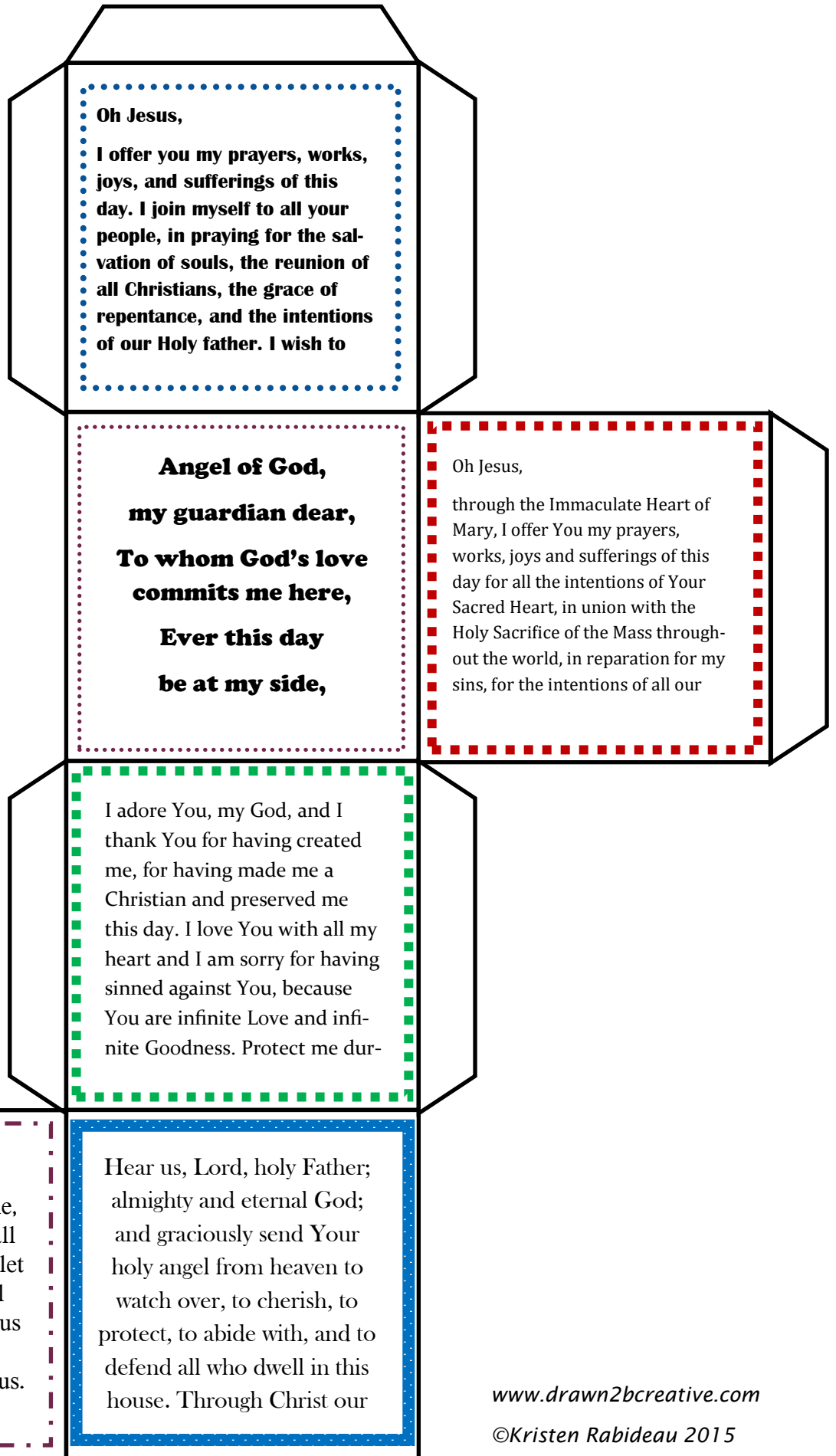
Write in your own favorite verses and prayers. Print on cardstock and cut out.

 <hr/> <p>www.drawn2bcreative.com</p>	 <hr/> <p>www.drawn2bcreative.com</p>
 <hr/> <p>www.drawn2bcreative.com</p>	 <hr/> <p>www.drawn2bcreative.com</p>
 <hr/> <p>www.drawn2bcreative.com</p>	 <hr/> <p>www.drawn2bcreative.com</p>

Prayer Dice

To make the dice, print on cardstock. Cut out around the dice, and fold on the solid lines. Fold into a cube and secure the tabs to the inside using tape, glue stick or glue dots.

You can use it at breakfast, throughout the day or to kick-start your evening or night time prayers with your kids. Sometimes, 'getting to roll the dice' is motivation enough to be the first done with teeth-brushing, cleaning up and getting ready for bed!



Catholic Prayers Word Find

Circle all the prayers in the word bank below



Word Bank:

Morning Offering

Act of Faith

Act of Hope

Act of Love

Hail Mary

Our Father

Glory Be

Apostles Creed


Act of Contrition

The Angelus

Hail Holy Queen

Now choose one of these prayers to pray with your family.

Answer



Prayer Recognition

Find five different color highlighters or color pencils. Find the forms of prayer in the following prayers and either underline or highlight them different colors. Use the key to designate a color for each form of prayer.

What are the five forms of prayer?

Adoration, Petition, Intercession, Thanksgiving, and Praise

Key:

Adoration-

Thanksgiving-

Petition-

Praise-

Intercession-

Our Father

Our Father, who art in heaven,
hallowed be thy name;
thy kingdom come, thy will be done
on earth as it is in heaven.
Give us this day our daily bread;
and forgive us our trespasses
as we forgive those
who trespass against us
and lead us not into temptation,
but deliver us from evil. Amen

Sanctus

Holy, holy, holy Lord, God of power and might.

Heaven and earth are full of your glory.

Hosanna in the highest.

Blessed is he who comes in the name of the Lord.

Hosanna in the highest.

Grace Before Meals

Bless us, O Lord, and these Thy gifts,

which we are about to receive

from Thy bounty,

through Christ our Lord. Amen.

Grace After Meals

We give Thee thanks, Almighty God,

for all thy benefits, Who lives and reigns forever,

and may the souls of the faithful departed,

through the mercy of God, rest in peace. Amen.

Our Father

Our Father, who art in heaven,

hallowed be thy name,

thy kingdom come, thy will be done

on earth as it is in heaven.

Give us this day our daily bread,

and forgive us our trespasses

as we forgive those

who trespass against us

and lead us not into temptation,

but deliver us from evil. Amen

Sanctus

Holy, holy, holy Lord, God of power
and might.

Heaven and earth are full of your
glory.

Hosanna in the highest.

Blessed is he who comes in the
name of the Lord.

Hosanna in the highest.

Grace Before Meals

Bless us, O Lord,

and these Thy gifts,

which we are about to receive

from Thy bounty,

through Christ our Lord. Amen.

Grace After Meals

We give Thee thanks,

Almighty God, for all thy

benefits, Who lives and reigns

forever, and may the souls of

the faithful departed,

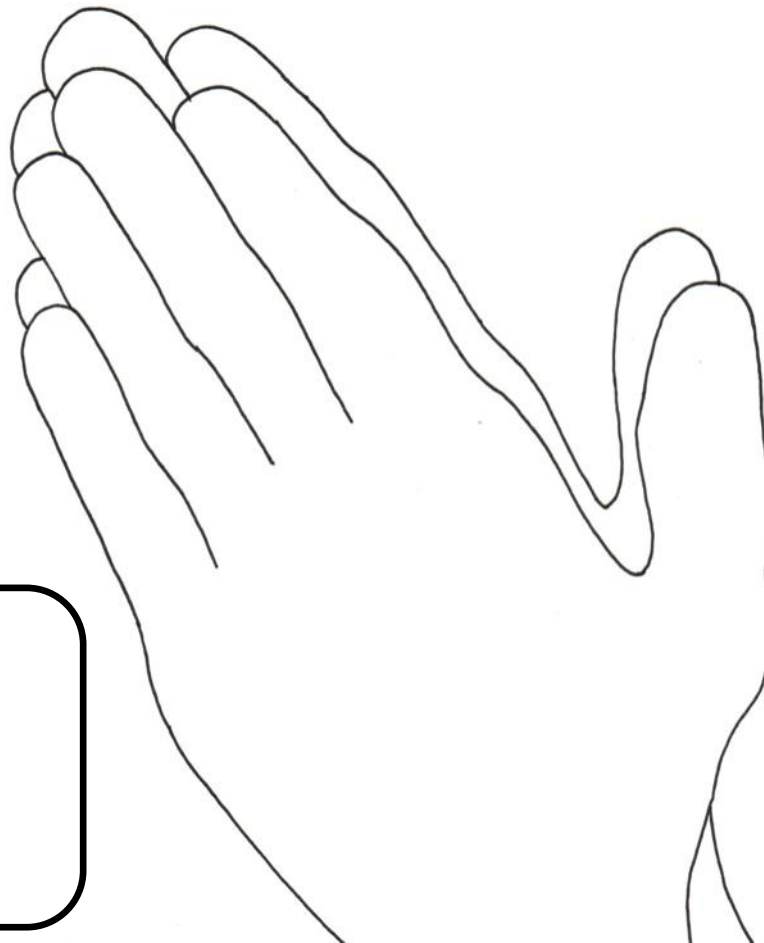
through the mercy of God, rest

in peace. Amen.


Five Forms of Prayer

The Catechism teaches that there are **five forms of prayer**. Can you find them in the word bank below and circle them? Write one in each finger of the praying hands below.

Adoration	Complaining	Petition	Whining
Grumble	Intercession	Swinging	
Sleeping	Thinking	Jumping	Thanksgiving
Praise		Eating	Forgetting



Now say a prayer for each!



Make the sign of the cross and say the Apostles Creed.

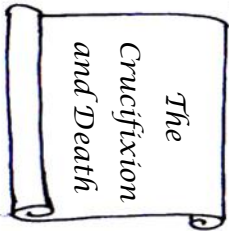
Say the Our Father.

Say 3 Hail Marys.

Say the Glory Be to the Father.

Say the Fatima Prayer.

Say the Our Father.
Say 10 Hail Marys.
Say the Glory Be.
Say the Fatima Prayer.
Say the Hail Holy Queen.



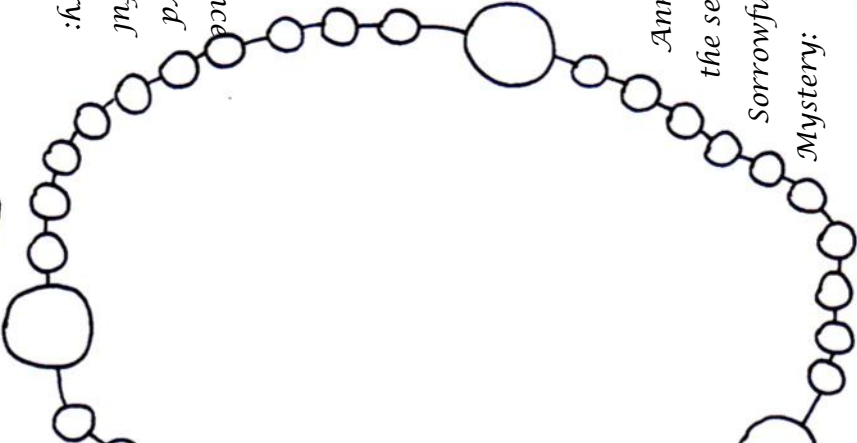
Announce the fifth Sorrowful Mystery:



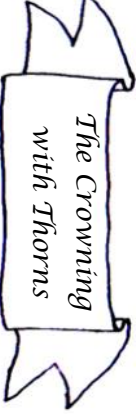
Say the Our Father.
Say 10 Hail Marys.
Say the Glory Be.
Say the Fatima Prayer.



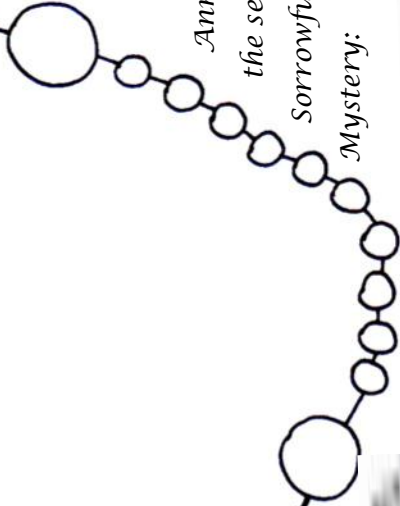
Announce the fourth Sorrowful Mystery:



Say the Our Father.
Say 10 Hail Marys.
Say the Glory Be.
Say the Fatima Prayer.



Announce the third Sorrowful Mystery:



Announce the second Sorrowful Mystery:

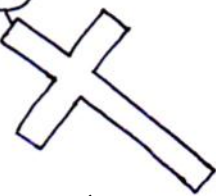


Announce the first Sorrowful Mystery:



Say the Our Father.
Say 10 Hail Marys.
Say the Glory Be.
Say the Fatima Prayer.

Say the Our Father.
Say 10 Hail Marys.
Say the Glory Be.
Say the Fatima Prayer.



Hail Mary, full of grace, the Lord is with thee

pray for us sinners now and at the hour of our death. Amen.



Blessed are you among women, and blessed is the fruit of

thy womb, Jesus. Hail Mary, Mother of God,

My Giant Paper Rosary

Color Printables come first then the black and white copies.

To make a chaplet, just print one set of Hail Mary 'beads' and the page with the cross.

To make a whole rosary, print the page of Hail Mary Beads 5 times and the following 3 pages once.



To make your Giant Paper Rosary, you need:

cardstock to print on

crayons or colored pencils if you are coloring your own rosary

You will need about 12 ft of yarn or string

Scissors

Hole Puncher

Tape (optional)

Instructions:

First cut your length of string. Wrap tape around the end to prevent fraying (and to make it easier for little fingers to thread the beads).

Tie the cross to the end.

Add an Our Father Bead, 3 Hail Mary Beads, a Glory Be, and an Our Father. To thread the beads on, go down through the bottom hole and come up through the top hole.

Thread through the yellow Hail Holy queen on the right side.

*Add 10 Hail Mary beads, 1 Glory Be, and 1 Our Father.

Repeat from the * four more times.

Tie the end of the string to the left side of the Hail Holy Queen.



My Really Big Paper Rosary

Hail, Mary, full of grace!
The Lord is with thee; blessed are you among women, and blessed is the fruit of thy womb, Jesus. Holy Mary, Mother of God, pray for us sinners now and at the hour of our death. Amen.

Hail, Mary, full of grace!
The Lord is with thee; blessed are you among women, and blessed is the fruit of thy womb, Jesus. Holy Mary, Mother of God, pray for us sinners now and at the hour of our death. Amen.

Hail, Mary, full of grace!
The Lord is with thee; blessed are you among women, and blessed is the fruit of thy womb, Jesus. Holy Mary, Mother of God, pray for us sinners now and at the hour of our death. Amen.

Hail, Mary, full of grace!
The Lord is with thee; blessed are you among women, and blessed is the fruit of thy womb, Jesus. Holy Mary, Mother of God, pray for us sinners now and at the hour of our death. Amen.

Hail, Mary, full of grace!
The Lord is with thee; blessed are you among women, and blessed is the fruit of thy womb, Jesus. Holy Mary, Mother of God, pray for us sinners now and at the hour of our death. Amen.

Hail, Mary, full of grace!
The Lord is with thee; blessed are you among women, and blessed is the fruit of thy womb, Jesus. Holy Mary, Mother of God, pray for us sinners now and at the hour of our death. Amen.

Hail, Mary, full of grace!
The Lord is with thee; blessed are you among women, and blessed is the fruit of thy womb, Jesus. Holy Mary, Mother of God, pray for us sinners now and at the hour of our death. Amen.

Hail, Mary, full of grace!
The Lord is with thee; blessed are you among women, and blessed is the fruit of thy womb, Jesus. Holy Mary, Mother of God, pray for us sinners now and at the hour of our death. Amen.

Hail, Mary, full of grace!
The Lord is with thee; blessed are you among women, and blessed is the fruit of thy womb, Jesus. Holy Mary, Mother of God, pray for us sinners now and at the hour of our death. Amen.

Hail, Mary, full of grace!
The Lord is with thee; blessed are you among women, and blessed is the fruit of thy womb, Jesus. Holy Mary, Mother of God, pray for us sinners now and at the hour of our death. Amen.

My Really Big Paper Rosary

Hail, Mary, full of grace!
The Lord is with thee; blessed are you among women, and blessed is the fruit of thy womb, Jesus. Holy Mary, Mother of God, pray for us sinners now and at the hour of our death. Amen.

Hail, Mary, full of grace!
The Lord is with thee; blessed are you among women, and blessed is the fruit of thy womb, Jesus. Holy Mary, Mother of God, pray for us sinners now and at the hour of our death. Amen.

Hail, Mary, full of grace!
The Lord is with thee; blessed are you among women, and blessed is the fruit of thy womb, Jesus. Holy Mary, Mother of God, pray for us sinners now and at the hour of our death. Amen.

Our Father, Who art in heaven, hallowed be thy name; Thy will be done on earth as it is in heaven. give us this day our daily bread; and forgive us our trespasses as we forgive those who trespass against us; and lead us not into temptation, but deliver us from evil. Amen.

Glory be to the Father, and to the Son, and to the Holy Spirit. As it was in the beginning, is now and ever shall be world without end. Amen.

Glory be to the Father, and to the Son, and to the Holy Spirit. As it was in the beginning, is now and ever shall be world without end. Amen.

Glory be to the Father, and to the Son, and to the Holy Spirit. As it was in the beginning, is now and ever shall be world without end. Amen.

Glory be to the Father, and to the Son, and to the Holy Spirit. As it was in the beginning, is now and ever shall be world without end. Amen.

Glory be to the Father, and to the Son, and to the Holy Spirit. As it was in the beginning, is now and ever shall be world without end. Amen.

Glory be to the Father, and to the Son, and to the Holy Spirit. As it was in the beginning, is now and ever shall be world without end. Amen.

Our Father, Who art in
heaven, hallowed be thy name;
Thy will be done on earth as it is
in heaven. give us this day our
daily bread; and forgive us our
trespasses as we forgive those
who trespass against us; and lead
us not into temptation, but deliver
us from evil. Amen.

Our Father, Who art in
heaven, hallowed be thy name;
Thy will be done on earth as it is
in heaven. give us this day our
daily bread; and forgive us our
trespasses as we forgive those
who trespass against us; and lead
us not into temptation, but deliver
us from evil. Amen.

Our Father, Who art in
heaven, hallowed be thy name;
Thy will be done on earth as it is
in heaven. give us this day our
daily bread; and forgive us our
trespasses as we forgive those
who trespass against us; and lead
us not into temptation, but deliver
us from evil. Amen.

Our Father, Who art in
heaven, hallowed be thy name;
Thy will be done on earth as it is
in heaven. give us this day our
daily bread; and forgive us our
trespasses as we forgive those
who trespass against us; and lead
us not into temptation, but deliver
us from evil. Amen.

Our Father, Who art in
heaven, hallowed be thy name;
Thy will be done on earth as it is
in heaven. give us this day our
daily bread; and forgive us our
trespasses as we forgive those
who trespass against us; and lead
us not into temptation, but deliver
us from evil. Amen.

Hail, Holy Queen, Mother of mercy,
hail, our life, our sweetness, and our
hope! To you do we cry, poor banished
children of Eve! To you do we send up
our sighs, mourning, and weeping
in this vale of tears! Turn then, most
gracious advocate, your eyes
of mercy toward us; and after
this, our exile, show unto us
the blessed fruit of your womb,
Jesus! O clement, O loving,
O sweet Virgin Mary!

In the name of
the Father and
the Son and the
Holy Spirit.

I believe in God, the Father Almighty, creator of heaven and earth;
and in Jesus Christ, His only Son, Our Lord; He was conceived by the
Holy Spirit and born of the Virgin Mary. He suffered under Pontius
Pilate, was crucified, died and was buried. He descended into hell; On
the third day he arose again. He ascended into heaven, and is seated

at the right hand
of the Father. He
will come again
to judge the
living and the
dead. I believe in
the Holy Spirit,
the holy catholic
Church, the
communion of
saints, the
forgiveness of
sins, the
resurrection of
the body, and the
life everlasting.
Amen.

Hail, Mary, full of grace!
The Lord is with thee; blessed
art you among women, and
blessed is the fruit of thy
womb, Jesus. Holy Mary,
Mother of God, pray for us sin-
ners now and at the hour of
our death.

Hail, Mary, full of grace!
The Lord is with thee; blessed
art you among women, and
blessed is the fruit of thy
womb, Jesus. Holy Mary,
Mother of God, pray for us sin-
ners now and at the hour of
our death.

Hail, Mary, full of grace!
The Lord is with thee; blessed
art you among women, and
blessed is the fruit of thy
womb, Jesus. Holy Mary,
Mother of God, pray for us sin-
ners now and at the hour of
our death.

Hail, Mary, full of grace!
The Lord is with thee; blessed
art you among women, and
blessed is the fruit of thy
womb, Jesus. Holy Mary,
Mother of God, pray for us sin-
ners now and at the hour of
our death.

Hail, Mary, full of grace!
The Lord is with thee; blessed
art you among women, and
blessed is the fruit of thy
womb, Jesus. Holy Mary,
Mother of God, pray for us sin-
ners now and at the hour of
our death.

Hail, Mary, full of grace!
The Lord is with thee; blessed
art you among women, and
blessed is the fruit of thy
womb, Jesus. Holy Mary,
Mother of God, pray for us sin-
ners now and at the hour of
our death.

Hail, Mary, full of grace!
The Lord is with thee; blessed
art you among women, and
blessed is the fruit of thy
womb, Jesus. Holy Mary,
Mother of God, pray for us sin-
ners now and at the hour of
our death.

Hail, Mary, full of grace!
The Lord is with thee; blessed
art you among women, and
blessed is the fruit of thy
womb, Jesus. Holy Mary,
Mother of God, pray for us sin-
ners now and at the hour of
our death.

Hail, Mary, full of grace!
The Lord is with thee; blessed
art you among women, and
blessed is the fruit of thy
womb, Jesus. Holy Mary,
Mother of God, pray for us sin-
ners now and at the hour of
our death.

Hail, Mary, full of grace!
The Lord is with thee; blessed
art you among women, and
blessed is the fruit of thy
womb, Jesus. Holy Mary,
Mother of God, pray for us sin-
ners now and at the hour of
our death.

Hail, Mary, full of grace!
The Lord is with thee; blessed are you among women, and blessed is the fruit of thy womb, Jesus. Holy Mary, Mother of God, pray for us sinners now and at the hour of our death. Amen.

Hail, Mary, full of grace!
The Lord is with thee; blessed are you among women, and blessed is the fruit of thy womb, Jesus. Holy Mary, Mother of God, pray for us sinners now and at the hour of our death. Amen.

Hail, Mary, full of grace!
The Lord is with thee; blessed are you among women, and blessed is the fruit of thy womb, Jesus. Holy Mary, Mother of God, pray for us sinners now and at the hour of our death. Amen.

Our Father, Who art in heaven, hallowed be thy name; Thy will be done on earth as it is in heaven. give us this day our daily bread; and forgive us our trespasses as we forgive those who trespass against us; and lead us not into temptation, but deliver us from evil. Amen.

Glory be to the Father, and to the Son, and to the Holy Spirit. As it was in the beginning, is now and ever shall be world without end. Amen.

Glory be to the Father, and to the Son, and to the Holy Spirit. As it was in the beginning, is now and ever shall be world without end. Amen.

Glory be to the Father, and to the Son, and to the Holy Spirit. As it was in the beginning, is now and ever shall be world without end. Amen.

Glory be to the Father, and to the Son, and to the Holy Spirit. As it was in the beginning, is now and ever shall be world without end. Amen.

Glory be to the Father, and to the Son, and to the Holy Spirit. As it was in the beginning, is now and ever shall be world without end. Amen.

Glory be to the Father, and to the Son, and to the Holy Spirit. As it was in the beginning, is now and ever shall be world without end. Amen.

Our Father, Who art in
heaven, hallowed be thy name;
Thy will be done on earth as it is
in heaven. give us this day our
daily bread; and forgive us our
trespasses as we forgive those
who trespass against us; and lead
us not into temptation, but deliver
us from evil. Amen.

Our Father, Who art in
heaven, hallowed be thy name;
Thy will be done on earth as it is
in heaven. give us this day our
daily bread; and forgive us our
trespasses as we forgive those
who trespass against us; and lead
us not into temptation, but deliver
us from evil. Amen.

Our Father, Who art in
heaven, hallowed be thy name;
Thy will be done on earth as it is
in heaven. give us this day our
daily bread; and forgive us our
trespasses as we forgive those
who trespass against us; and lead
us not into temptation, but deliver
us from evil. Amen.

Our Father, Who art in
heaven, hallowed be thy name;
Thy will be done on earth as it is
in heaven. give us this day our
daily bread; and forgive us our
trespasses as we forgive those
who trespass against us; and lead
us not into temptation, but deliver
us from evil. Amen.

Our Father, Who art in
heaven, hallowed be thy name;
Thy will be done on earth as it is
in heaven. give us this day our
daily bread; and forgive us our
trespasses as we forgive those
who trespass against us; and lead
us not into temptation, but deliver
us from evil. Amen.

Hail, Holy Queen, Mother of mercy,
hail, our life, our sweetness, and our
hope! To you do we cry, poor banished
children of Eve! To you do we send up
our sighs, mourning, and weeping
in this vale of tears! Turn then, most
gracious advocate, your eyes
of mercy toward us; and after
this, our exile, show unto us
the blessed fruit of your womb,
Jesus! O clement, O loving,
O sweet Virgin Mary!

In the name of
the Father and
the Son and the
Holy Spirit.

I believe in God, the Father Almighty, creator of heaven and earth;
and in Jesus Christ, His only Son, Our Lord; He was conceived by the
Holy Spirit and born of the Virgin Mary. He suffered under Pontius
Pilate, was crucified, died and was buried. He descended into hell; On
the third day he arose again. He ascended into heaven, and is seated

at the right hand
of the Father. He
will come again
to judge the
living and the
dead. I believe in
the Holy Spirit,
the holy catholic
Church, the
communion of
saints, the
forgiveness of
sins, the
resurrection of
the body, and the
life everlasting.
Amen.

Stations of the Cross Minibook of Prayers


Instructions are first, then the printable pages follow.

Print both pages of the minibook printable on regular paper.

Fold in half the short way. Unfold.

Fold in half the long skinny way. Unfold.

Fold the sides inward like a pamphlet. Unfold.



Fold in half again, the short, fat way. Using scissors, cut along the seam in the middle until you get to the intersection of creases.



Fold outward from the cut, and you'll get a big x from the top.




Fold around so you have the cover in front.

Repeat for the second page of the printable.
For the second page of the printable, fold such that Station 3 is in the front.



Open the first minibook to the middle, such that Station 2 is on the left side and Station 11 is on the right side.



Open the second minibook so that station 6 is on the left and station 7 is on the right side. Stack it right on top of the first minibook and staple in the middle.



Fold so that the cover is in the front!

Stations of the Cross

Station 1
Jesus is Placed in the Sepulcher

O Jesus, Your enemies triumphed when they sealed Your tomb. But Your eternal triumph began on Easter morning. Strengthen my good will to live for You until the divine life of my soul will be manifested in heaven.

Condemned to Death

Station 1
Jesus Is

O Jesus, You desired to die for me that I may receive supernatural life, sanctifying grace, and become a child of God. How precious must be that life. Teach me to appreciate it more and help me never to lose it by sin.

Prayers for the Stations of the Cross

Before each station genuflect and say:

“We adore You, O Christ, and we bless You; because by Your holy Cross, You have redeemed the world.”

Then meditate upon the scene before you for a few moments. Short prayers are included for each station.

Station 2

Jesus Bears His Cross

O Jesus, You have chosen to die the disgraceful death on the Cross. You have paid a high price for my redemption and the life of grace that was bestowed upon me. May I love you always and bear my crosses for Your sake.

Station 11

Jesus is Nailed to the Cross

O Jesus, how could I complain if nailed to God’s commandments which are given for my salvation, when I see You nailed to the Cross! Strengthen my faith and increase my love for You. Help me keep the commandments.

Station 12

Jesus Dies on the Cross

O Jesus, dying on the Cross, you preached love and forgiveness. May I be thankful that You have made me a child of God. help me to forgive all who have injured me, so that I myself may obtain forgiveness.

Station 13

Jesus is Taken from the Cross

O Jesus, a sword of grief pierced Your Mother’s heart when You were lying lifeless in her arms. Grant me through her intercession to lead the life of a loyal child of Mary, so that I may be received by her at my death.

O Jesus, how graciously did You reward that courageous woman. When I side with You against sin and temptation, You surely will increase the beauty of my soul and fill me with joy and peace. Jesus, give me courage.

O Jesus, despite my good resolutions I have sinned repeatedly. But Your sufferings assure me of forgiveness if only I return to You with a contrite heart. I repent for having offended You. Help me to avoid sin in the future.

O Jesus, You told the women of Jerusalem to weep for their sins rather than for You. Make me weep for my sins which caused Your terrible sufferings and the loss of my friendship with You.

O Jesus, I see You bowed to the earth, enduring the pains of extreme exhaustion. Grant that I may never yield to despair in time of hardship and spiritual distress. Let me come to You for help and comfort.

Station 6
Jesus and Veronica

Station 7
Jesus Falls a Second Time

Station 8
Jesus Speaks to the Women

Station 9
Jesus Falls the Third Time

Station 5
Jesus is Helped by Simon

Station 4
Jesus Meets His Mother

Station 3
Jesus Falls the First Time

Station 10
Jesus is Stripped of His Garments

O Jesus, Simon first reluctantly helped You to carry the Cross. Make me better understand the value of my sufferings which should lead me closer to You, as Simon was united with You through the Cross.

O Jesus, Your afflicted Mother was resigned to Your Passion because she is my Mother also, and wants to see me live and die as a child of God. Grant me a tender love for You and Your holy Mother.

O Jesus, Your painful fall under the Cross and Your quick rise teach me to repent and rise instantly should I ever be forgetful of your love and commit a mortal sin. Make me strong enough to conquer my wicked passion.


O Jesus, You permitted Yourself to be stripped of Your garments. Strip me of sin and clothe me with Your holiness. Grant that I may sacrifice all my unlawful attachments rather than imperil the divine life of my soul.

Stations of the Cross 3-d Grottos

Step 1: Print on cardstock and color

Step 2: Cut out.

Step 3: Fold on all the dotted lines. The name of the Station folds such that it faces the front. See the pictures for clarification.



Step 4: Secure the tabs to the back using tape, glue dots, or glue stick.

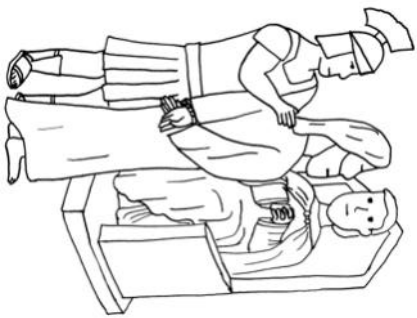
Step 5: Admire your work, and reflect on the first two stations of the cross: Jesus is condemned to death, and Jesus bears his cross.



Step 6: Pull out your [Stations of the Cross Prayers Minibook](#) and pray the stations of the cross, pausing between each station for reflection.

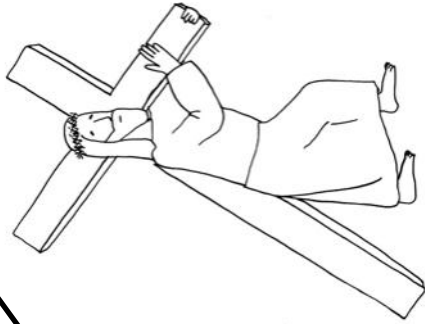


Jesus is condemned to death



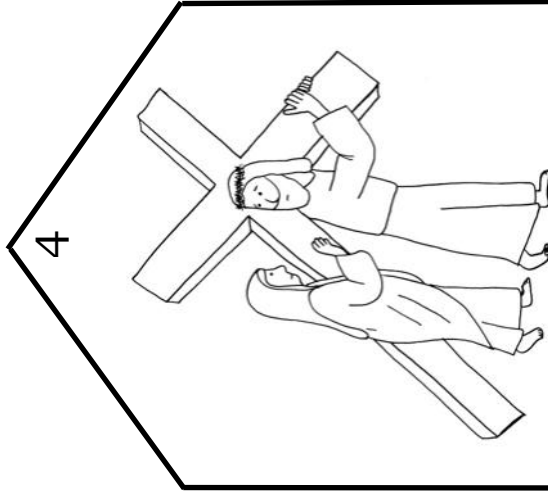
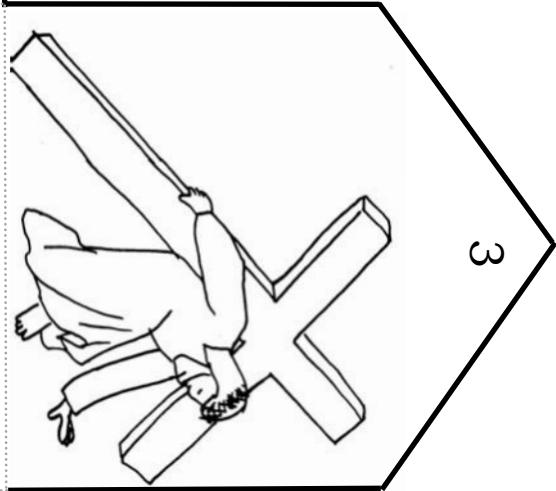
1

2




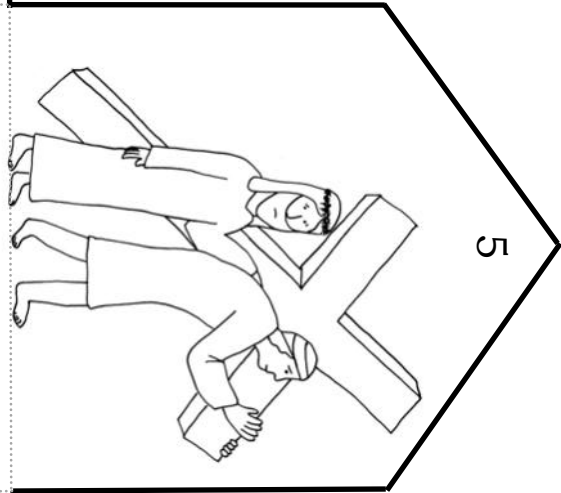
Jesus bears his cross

Jesus falls the first time



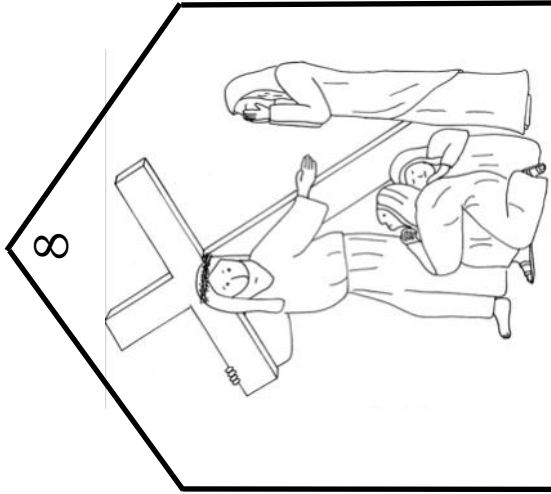
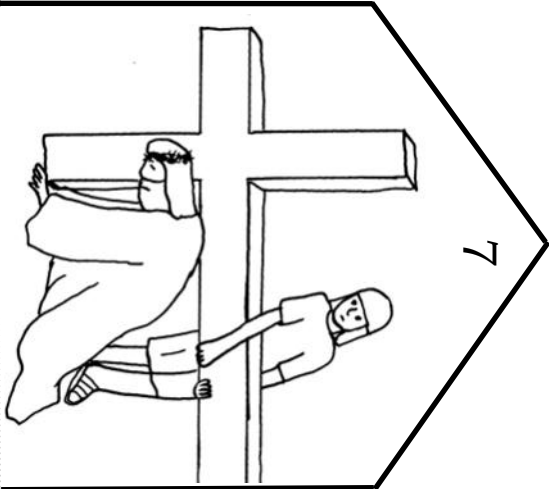
Jesus meets his mother

Jesus is helped by Simon




Jesus and Veronica

Jesus falls the second time

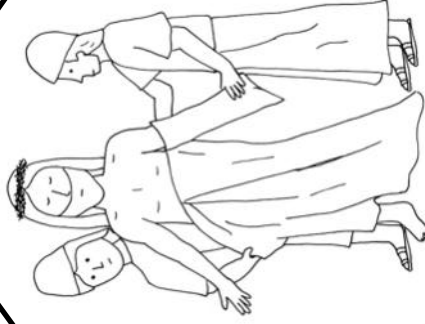


Jesus speaks to the women

Jesus falls the third time

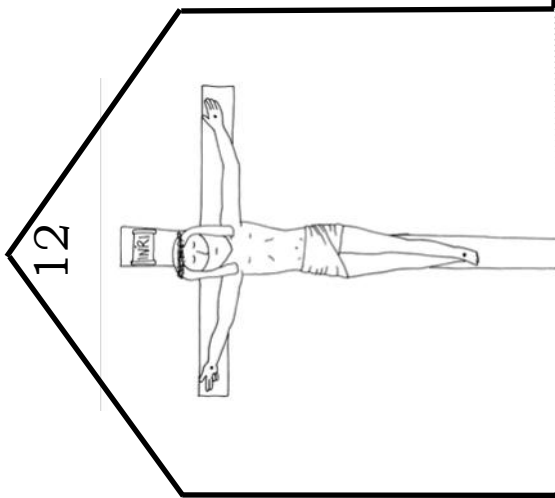
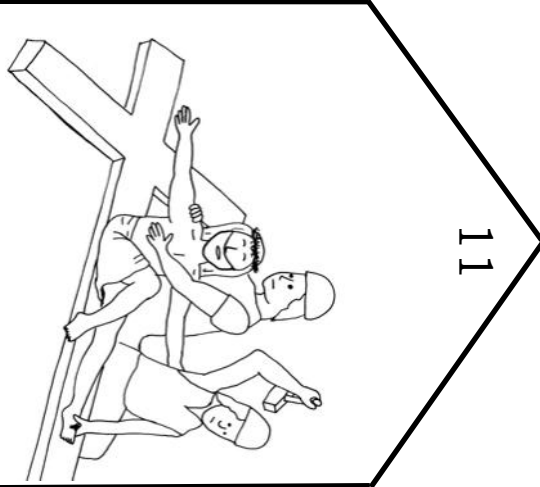


10



Jesus is stripped of his garments

Jesus is nailed to the cross



Jesus dies on the cross

Jesus is taken from the cross



13

14



Jesus is placed in the sepulcher

Almsgiving Box Instructions

This cute printable Almsgiving Box isn't labeled with any specific organization, so you can donate to the charity of your choice. Write your own charity in the white space at the top. If you are teaching little ones about giving, have each choose a different charity to donate to, and make it a little competition... who can collect the most money for their charity?

The printable has the box both in **black and white or color** so you can choose how much ink to use on this project! 😊

Assembly is pretty straightforward. **Print** on cardstock. **Cut out.** For the little holes on the top sides (where the handle tabs insert), I just used a **hole puncher and punched holes over the oval**. To go the extra mile, use your scissors or an exacto knife to carefully cut out the oval.

Fold and secure the bottom tabs and the side tab using glue stick, tape or glue dots. I recommend tape for the bottom of this one for strength, especially if you think you'll be collecting a lot of coins.

Slide the tabs into the oval-ish holes and ta-da, **you have a little Almsgiving box with handles for easy carrying to wherever you plan to donate.** The top even has a little open slit perfect for your coins to slide into.

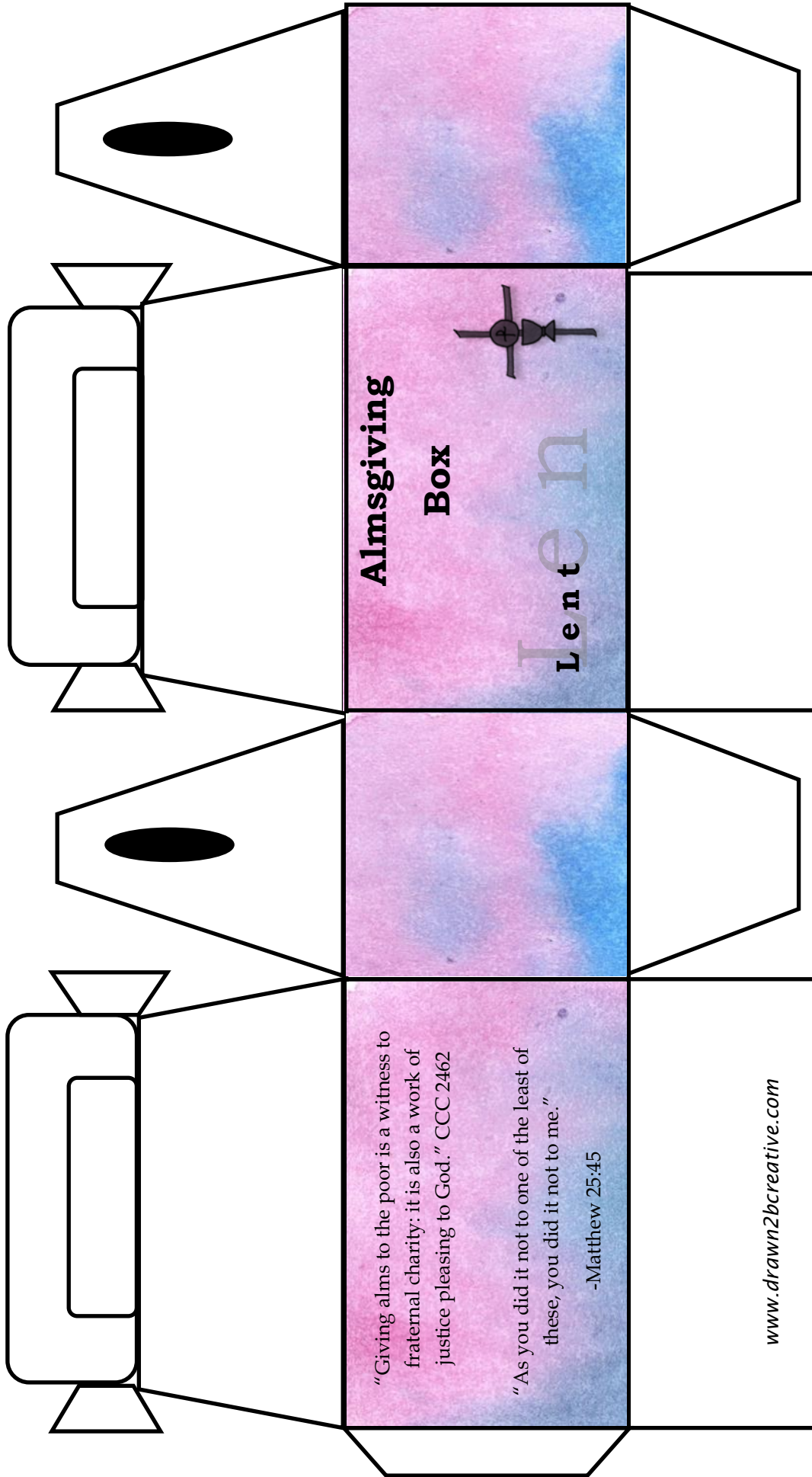
I put a few quotes on the back, so you can use it as a teaching aid too! One from the Catechism "Giving alms to the poor is a witness to fraternal charity; it is also a work of justice pleasing to God." CCC 2462 and from Matthew 25:45 "As you did it not to one of the least of these, you did it not to me."



And don't forget, **almsgiving doesn't end with just collecting money. There are so many ways to give of ourselves to others in need.** One last idea for this box, is to write down each time you help someone on a slip of paper and put it in the box. Hopefully by Easter, you'll have a full box of ways your children have helped one another or you!

Remember when we give to the hungry, thirsty or the poor, we are

giving to Jesus. Don't neglect almsgiving this Lent!



**Almsgiving
Box**

Lent

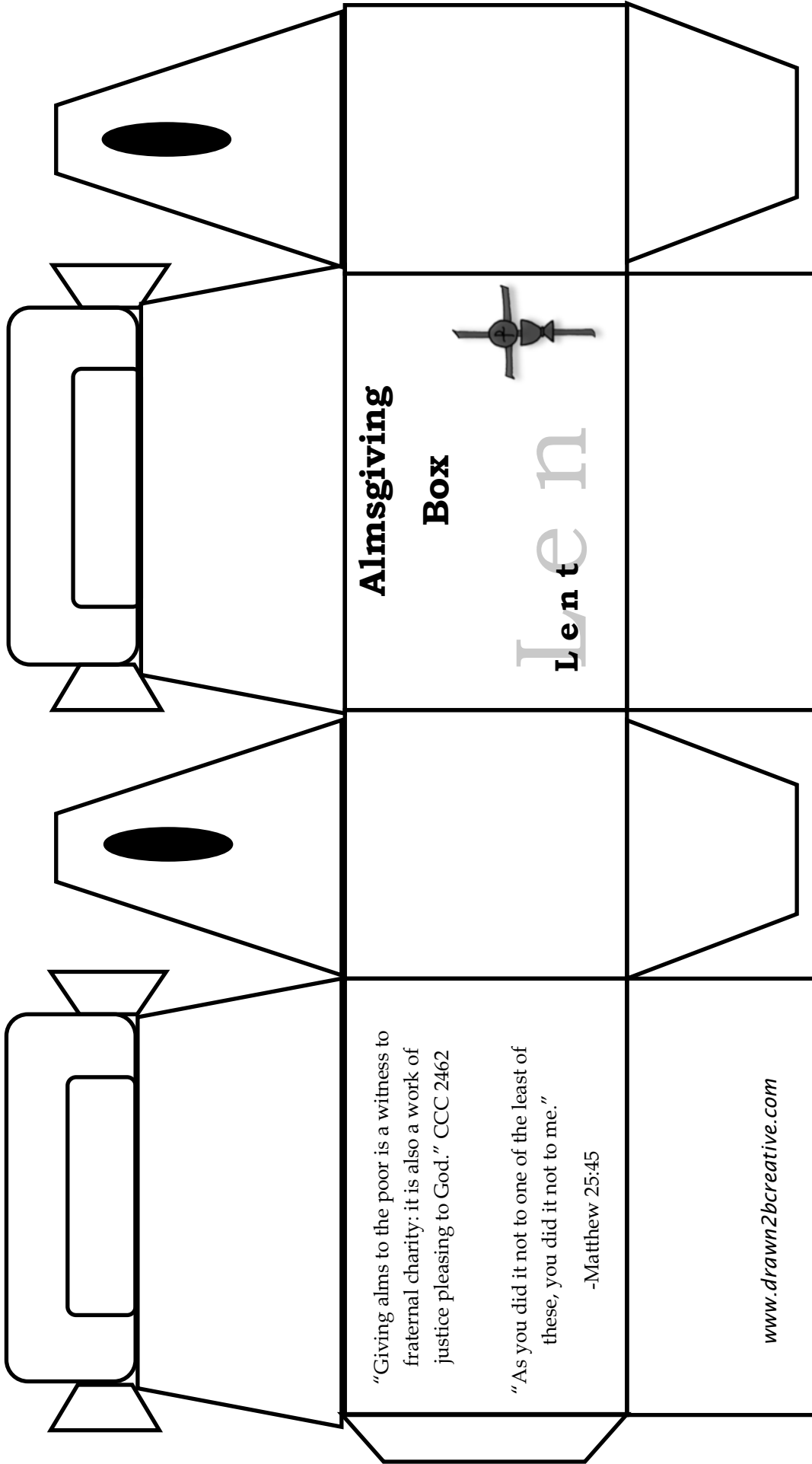


"Giving alms to the poor is a witness to fraternal charity; it is also a work of justice pleasing to God." CCC 2462

"As you did it not to one of the least of these, you did it not to me."

-Matthew 25:45

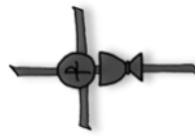
www.drawn2bcreative.com



Almsgiving

Box

Lent



"Giving alms to the poor is a witness to fraternal charity; it is also a work of justice pleasing to God." CCC 2462

"As you did it not to one of the least of these, you did it not to me."

-Matthew 25:45

www.drawn2bcreative.com

Almsgiving


Circle the items that are appropriate for helping others, and color them. Cross out the items that you would not donate.



Clothes in good condition



Banana Peel



Your left over lunch




Empty Soda Can



Canned Food



Blankets



Trash



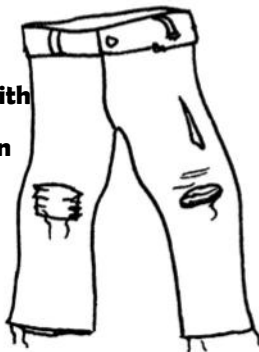
Toys



Dry Food



Pants with holes in them




Your time



Money

My Almsgiving this Lent


Draw or write in
the heart what
you have
already given
this lent



Draw or write in the cloud
what you still

plan to give

this lent



Almsgiving Puzzle Craft

Color and cut out all of the pieces in this cross puzzle. As you complete each task, glue the piece into the cross on the second page.

Pray for someone you don't know (like someone you pass in a store)

Visit someone who is lonely

<p>Pray for your Mom and Dad .</p>	<p>Make a gift for a service person (mailman, store clerk, etc)</p>	<p>Write a letter of appreciation to a family member. List the reasons you are thankful for</p> <p>Go a whole day without complaining about anything</p>	<p>Pray for your sisters, brothers, and friends.</p>
------------------------------------	---	--	--

Give a sincere compliment to someone

Forgive someone who has wronged you

Clean up an area that you are not normally responsible for.

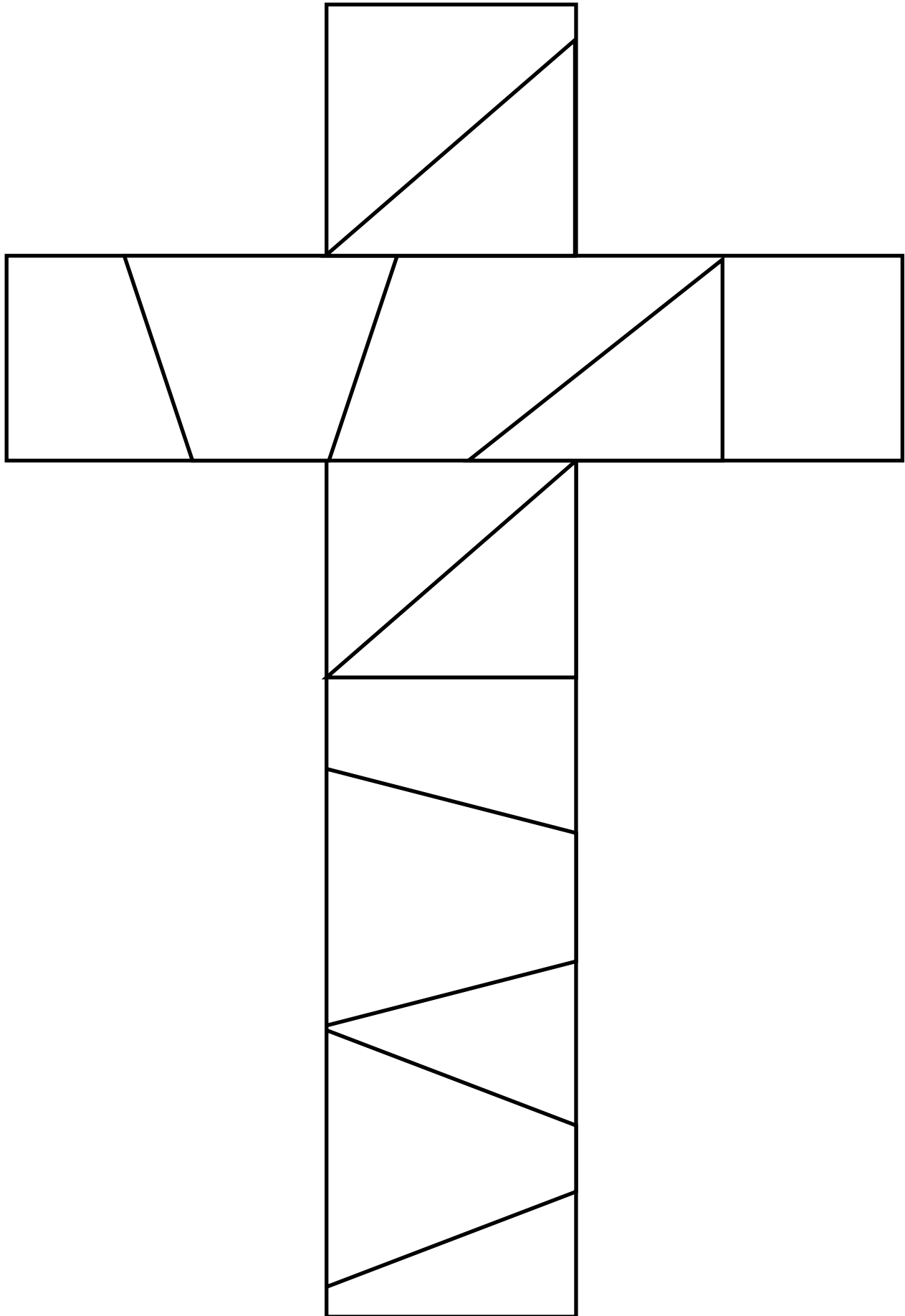
Do an extra chore (one that your mom/dad or sibling would normally do) And then thank them for normally doing that chore!

Pray for the Pope and your bishop

Write down everything for which you are grateful. Then pray and thank God for everything on your list.

Do an act of service in secret

Almsgiving Puzzle Craft



Dice of Sacrifice Instructions

Is it the night before Ash Wednesday and you still haven't thought of what to give up for Lent? Maybe you can't think of anything to give up, or maybe you have so many ideas you can't decide on just one. Too bad there isn't a magic 8 ball for lenten sacrifice... but there is the

THE DICE OF SACRIFICE

(imagine in a big deep voice)

I made several because I just couldn't decide which way to go with this. One of them is filled in for your kids with sides listing: **candy, cartoons, video games, soda, cookies and a blank space**. One is for you moms (or me). The sides say **Facebook, Pinterest, Comparing myself to others, Sugar, Negativity and Yelling at my kids** (I don't know about you but I think it's hard to be stern in a quiet voice- I'm working on it). Maybe none of those are even what you're considering, so I made a **blank** one for you to write your own ideas.

Instructions are pretty simple. **Print.** (Cardstock recommended, but not required). **Cut out.** **Fold** the tabs and sides at 90 degree angles, and **secure with tape or glue dots**. The tabs tuck in for gluing or glue dotting, or you can just run tape along the outside seams of the cube, whatever is easier for you. Personally, I think [glue dots](#) are a sign that God wants us to craft with our kids. They're so easy for kids to use, I love them.



You can use the

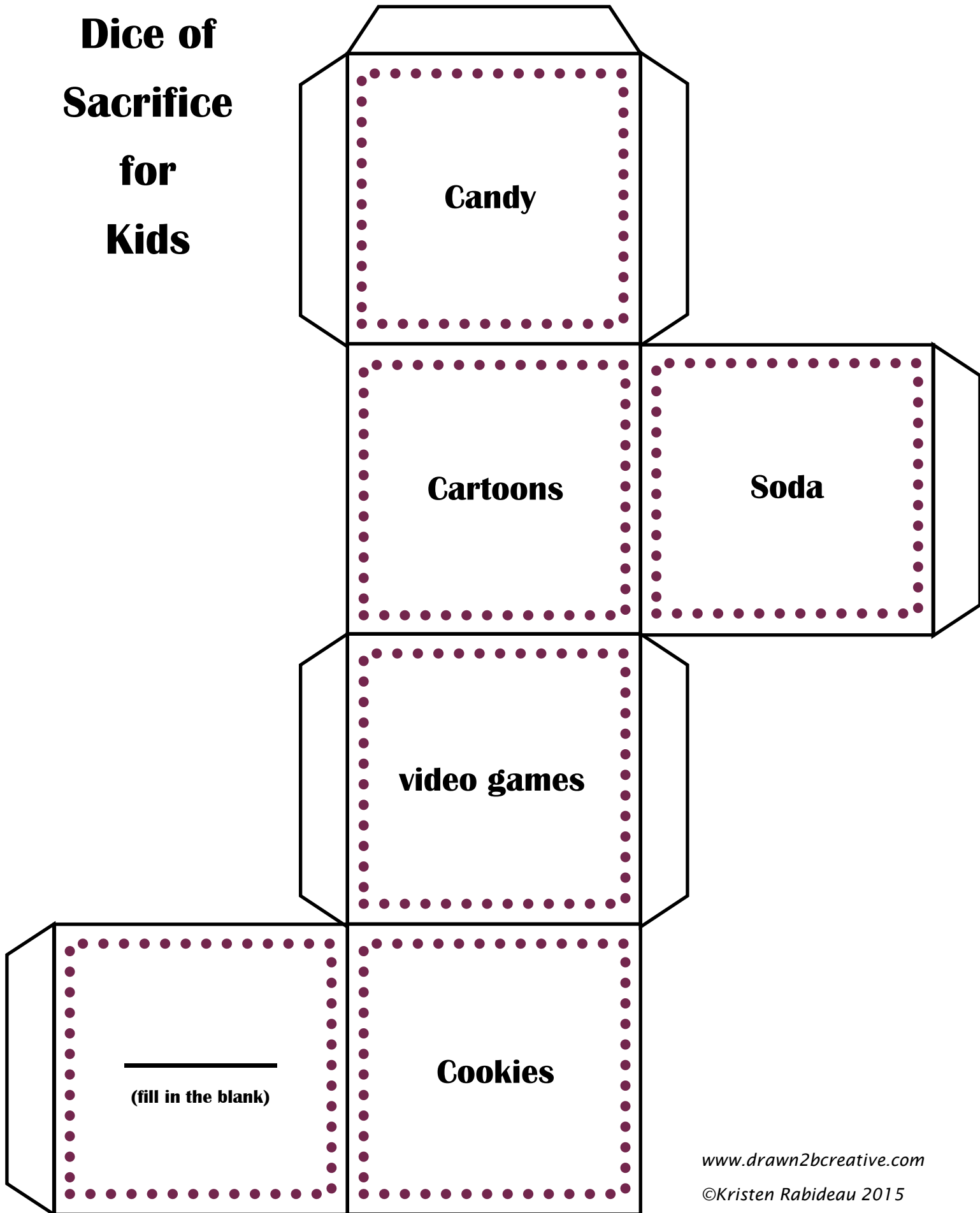
DICE OF SACRIFICE

in several ways.

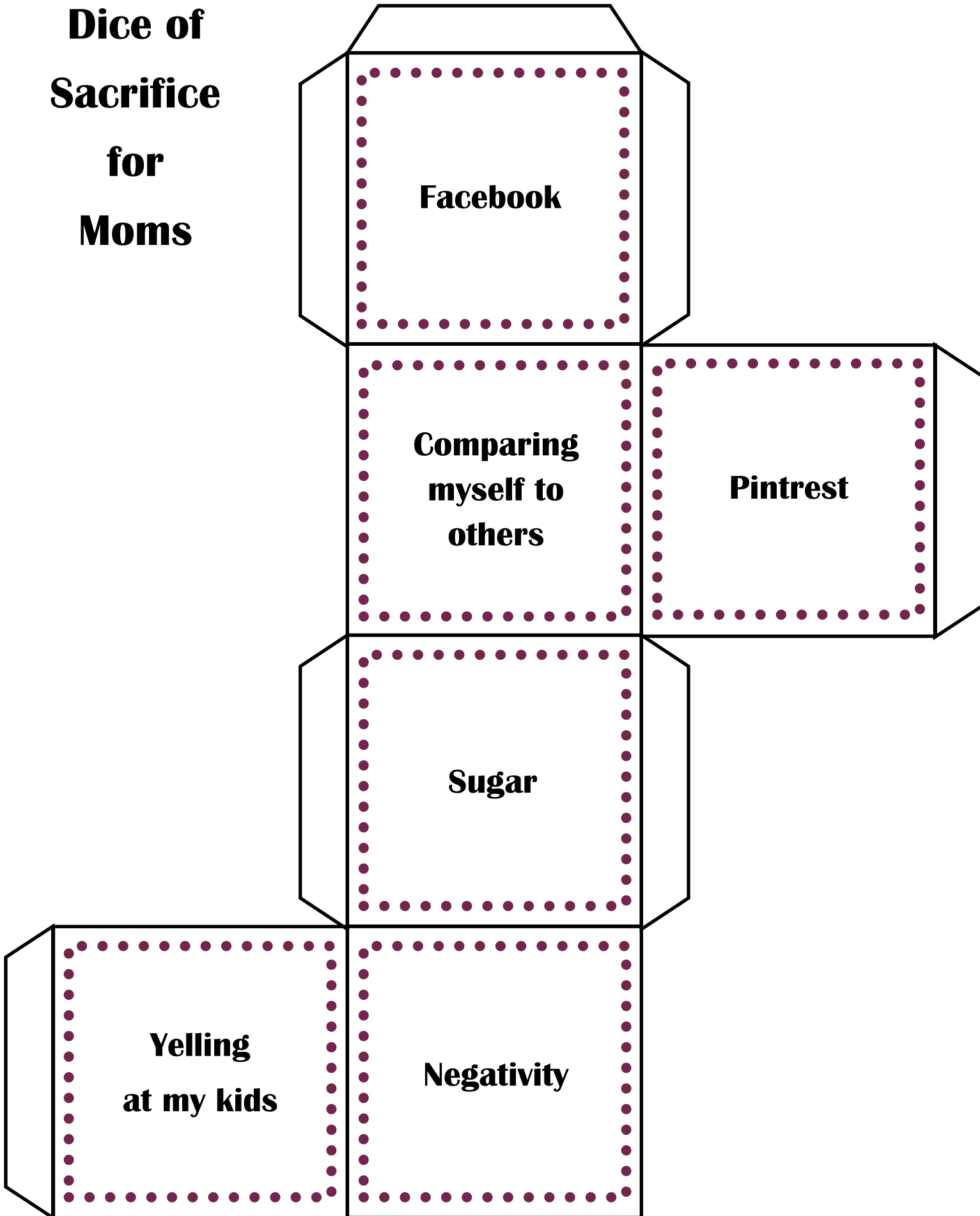
- You can **roll it once**, on Ash Wednesday, to decide what to give up for all of Lent.
- If you've already decided on what to give up, **take your Lenten fasting one step further** and give up one extra thing everyday. Roll the dice first thing in the morning and add that thing to your sacrifices for the day.

Technically only 14 year olds and older are required to fast during Lent, so you could use the kids version for your **youngsters to practice lenten sacrifice**. For someone little, 40 days is awfully long, and giving up something for just one day at a time could be good practice.

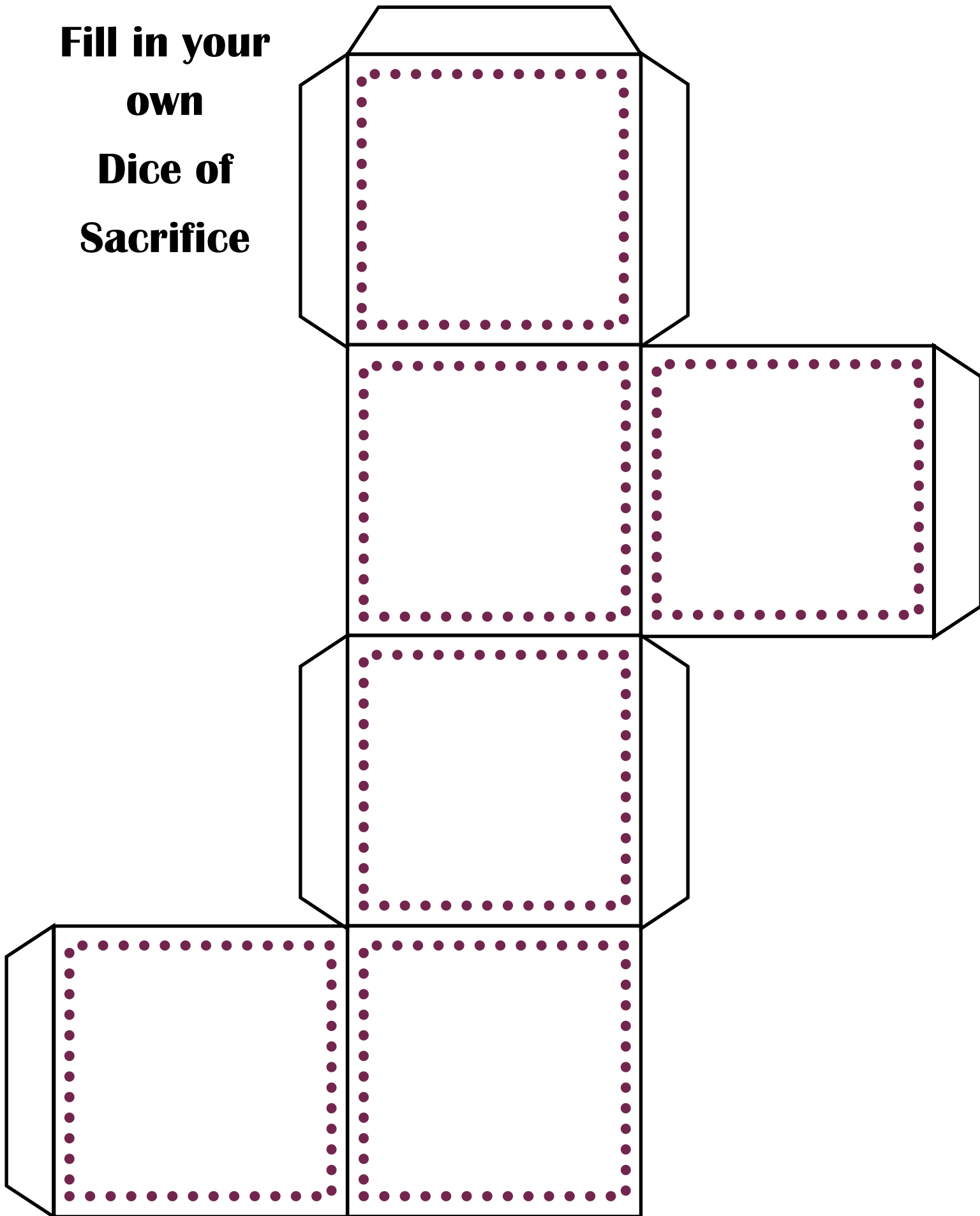
**Dice of
Sacrifice
for
Kids**



**Dice of
Sacrifice
for
Moms**



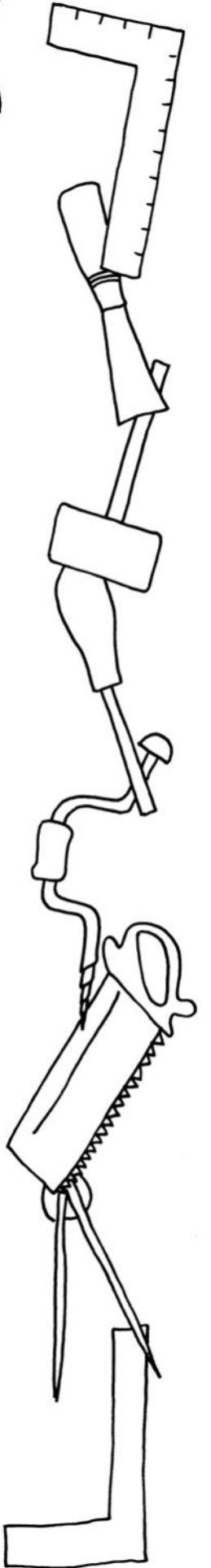
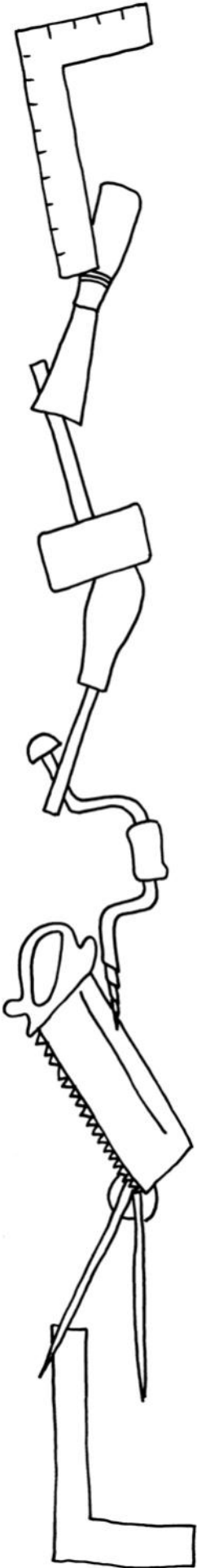
**Fill in your
own
Dice of
Sacrifice**



SAINT PATRICK



SAINT JOSEPH






SAINTS PERPETUA

Holy Week Mobile

Instructions for each piece are first. The printables are after the instructions, first in black and white and then in color.



Instructions for the Paper Doll Jesus and Donkey:

First print the printable on cardstock. Color it in and cut out the pieces.



Fold your Jesus paper doll at the top of his head, and at the bottom two tabs. Then secure the bottom tabs together using tape, glue dots, or glue stick.



The donkey is easy too! Fold him where the white rectangle meets the body pieces. Fold the top tab down and secure to the neck on the other side of the donkey.



Fold the leg pieces on the lines and at the tops of the legs, and secure with tape, glue dots or glue stick. This should form a square from the front. They look like this.



Now stick the legs onto the body (you know, using tape, glue dots, or glue) and wala! You've got a 3D donkey for your paper doll Jesus to ride.


Aren't they so cute?




Instructions for the Fig Tree:



First print the printable on cardstock. Color it in and cut out the pieces.




Cut on the solid black line and then slide the two pieces together (one from the top and one from the bottom)




Secure with tape to keep them together.




Instructions for the Temple:



First print the printable on cardstock. Color it in and cut out the pieces.



Crease all the tabs inward about 90 degrees.




Glue or tape all the tabs inside the cube. Glue dots work best.




If needed you can reinforce with tape on the outside of the creases. Glue dots worked well to keep the cube together without any tape on the outside.

Instructions for Judas' money pouch:



First print the printable on cardstock. Color it in and cut out the pieces.



Fold in half so that the two curved corners meet.



Fold the front flap down using the inside lines as a guide. The flap should fold where the black line meets the edge of the paper.



Fold the front flap back up.



Fold the sides in such that the top corner is right where the top flap folds down, and the bottom edge lines up with the bottom of the money bag.

Secure with tape or glue dots.



Fold the top flap down .

Squeeze the sides together to give it more shape, and see all the silver Judas traded for turning in Jesus.




Instructions for the Chalice/Wine and Bread:



First print the printable on cardstock. Color it in and cut out the pieces.




Fold the tabs in on the Chalice pieces



Secure the smaller curved piece (the bottom of the chalice) to the bread piece using the dotted line rectangles for guidance. Use glue dots or tape (glue stick may not work).




Secure the larger curved piece (the top of the chalice) to the bread piece using the dotted line rectangles for guidance. First attach the bottom piece, then the sides.




It should look like this now.



Roll the rectangular piece (the chalice stem) so that the two flaps overlap. It should form a half circle from the side, the flat part is where the flaps overlap.




Secure the stem to the bread using the dotted line rectangle for guidance. Use tape or glue dots.




This is what it looks like from the side and front




Instructions for Calvary Hill:



First print the printable on cardstock. Color it in and cut out the pieces.



Tuck the tabs under on the calvary hill piece and secure with tape or glue dots.




Gently bend the hill so you can snip the black line slits for the crosses to go in. You can also use an exacto knife if you feel your students/ children are old enough.




Slide the crosses into the slits. Secure to the underneath of the hill using tape or glue dots.



Instructions for the Tomb:



First print the printable on cardstock. Color it in and cut out the pieces.



Crease the tabs inward.



Fold into a cube and secure with tape, glue stick or glue dots. You can reinforce the outsides of the seams with tape if needed.

Instructions for assembling into a mobile:



First print the printable on cardstock. Color it in and cut out.



Attach the ends together overlapping them a little. Staple, tape, or glue dot together. Glue stick will probably not work.

Hole punch 7 times around the bottom. 1 hole punched at the bottom of each picture to go with each hangable item.

For Jesus and the donkey, secure Jesus to the donkey using glue dots or tape. Then loop your string through the top of Jesus' head. Tie to the hole you punched near the palm leaves.


Hole punch near the top of the remaining printables. Tie a string through them and secure around the mobile ring.

Punch four holes on the top side of the mobile to hang it from. Tie strings to each hole and tie together in a big knot where they meet. A completed picture is on the next page.



How you hang each piece, and how long the string is, is up to you. I made each piece a different length, cutting a longer one as we progressed through the week. You can hang them all at the same length or however you choose though.


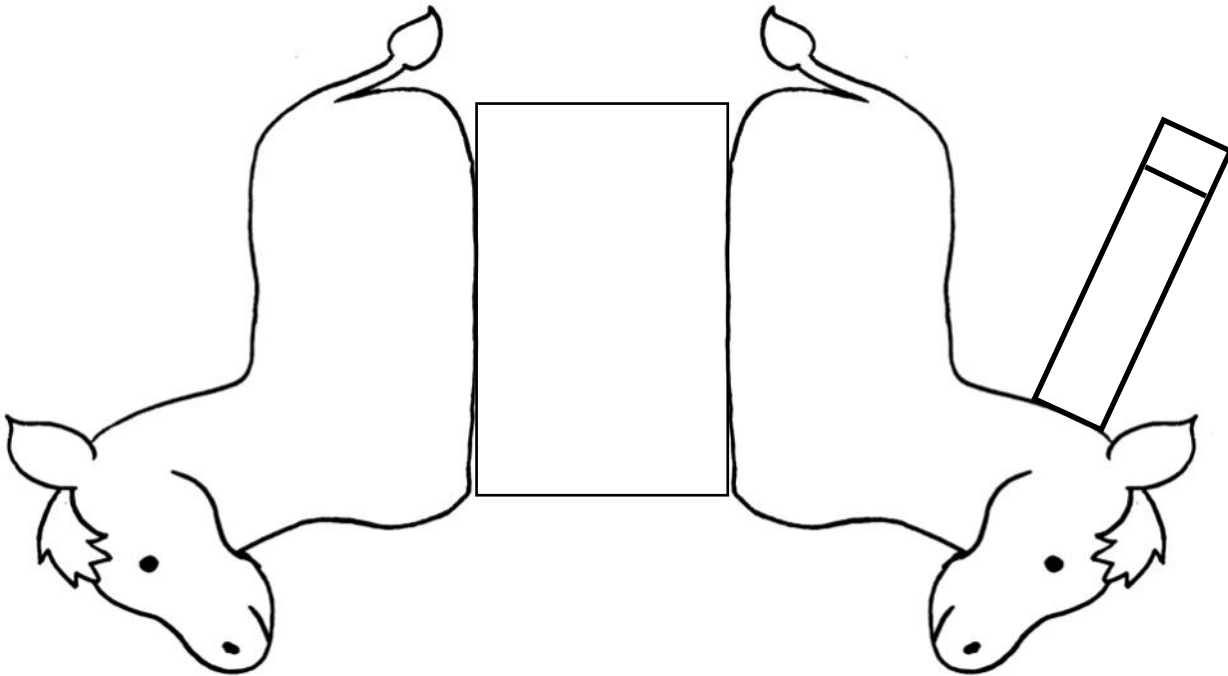

If you enjoyed this printable, let me know with a rating and comment! Thanks.



Palm Sunday

Jesus riding into Jerusalem on a donkey

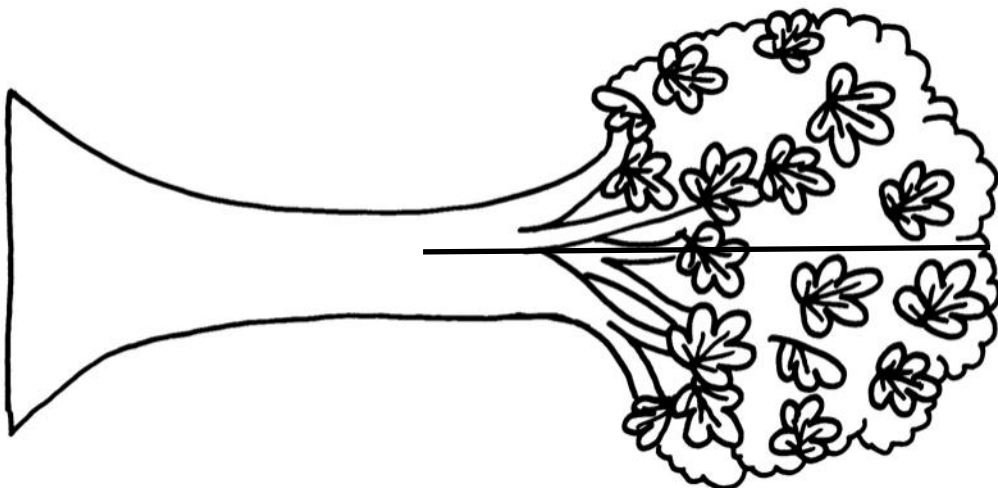
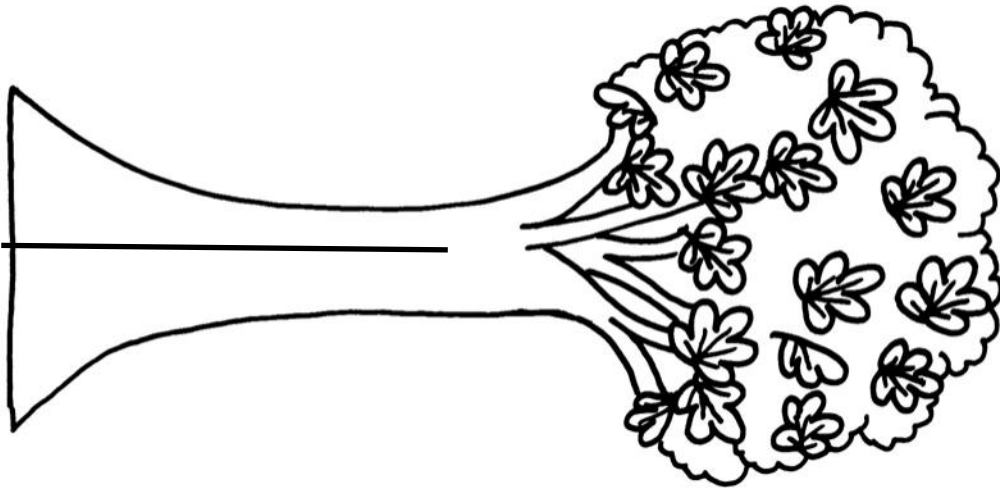
3-D Printable



Tuesday of Holy Week

Jesus curses a fig tree on his way to Jerusalem

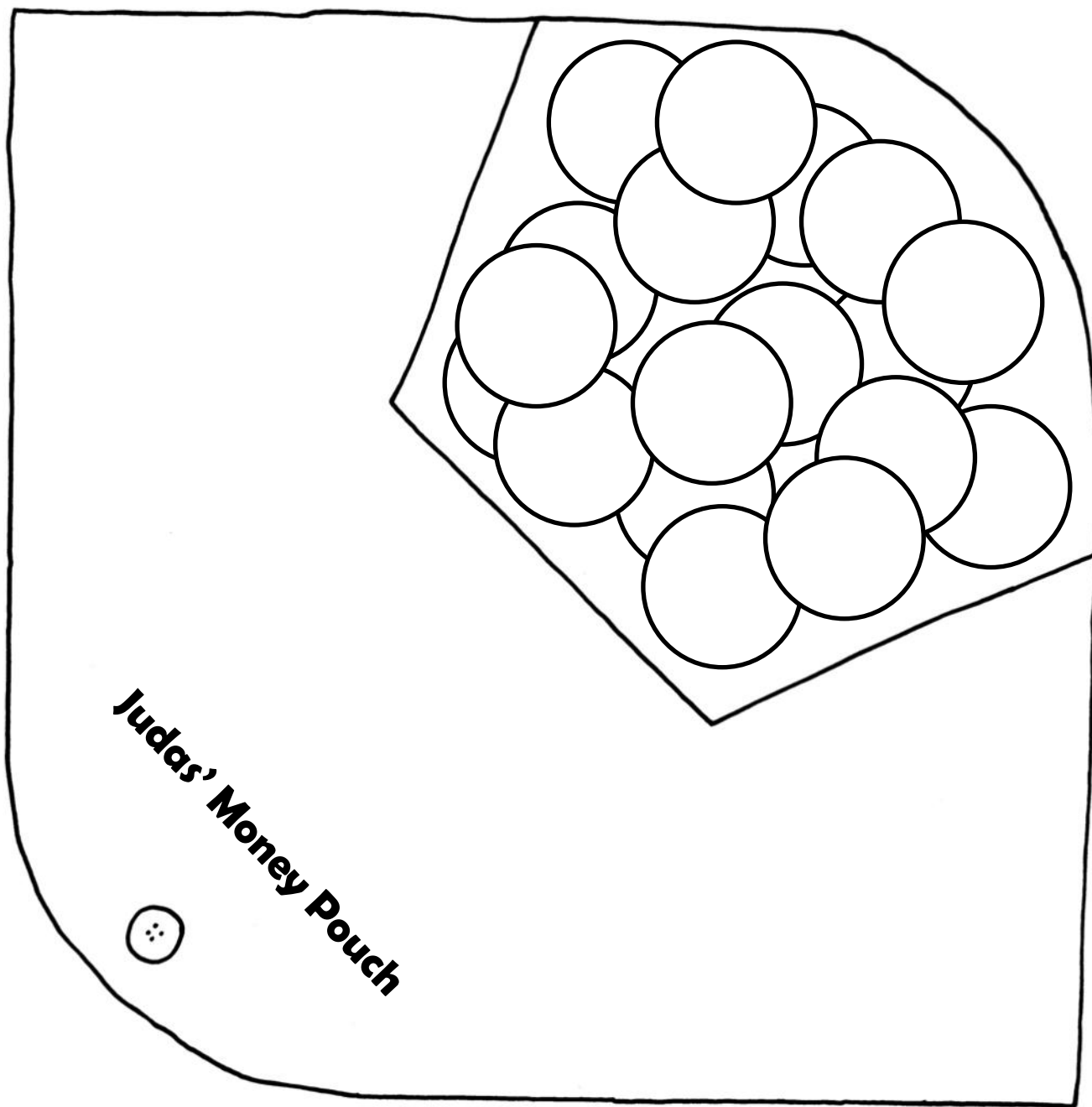
3-D Printable



Wednesday of Holy Week

**Judas' Money Pouch– he agrees to turn over
Jesus in exchange for 30 silver coins**


3-D Printable



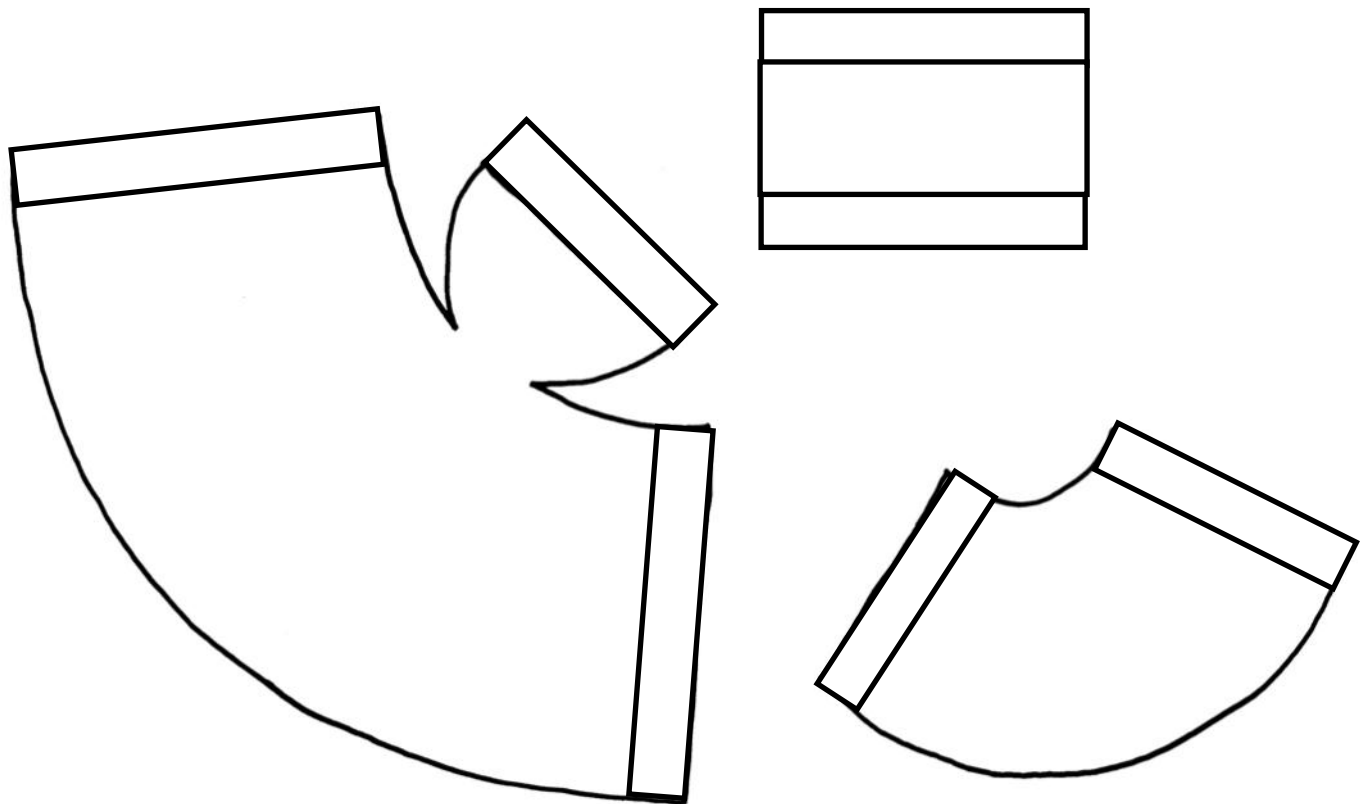
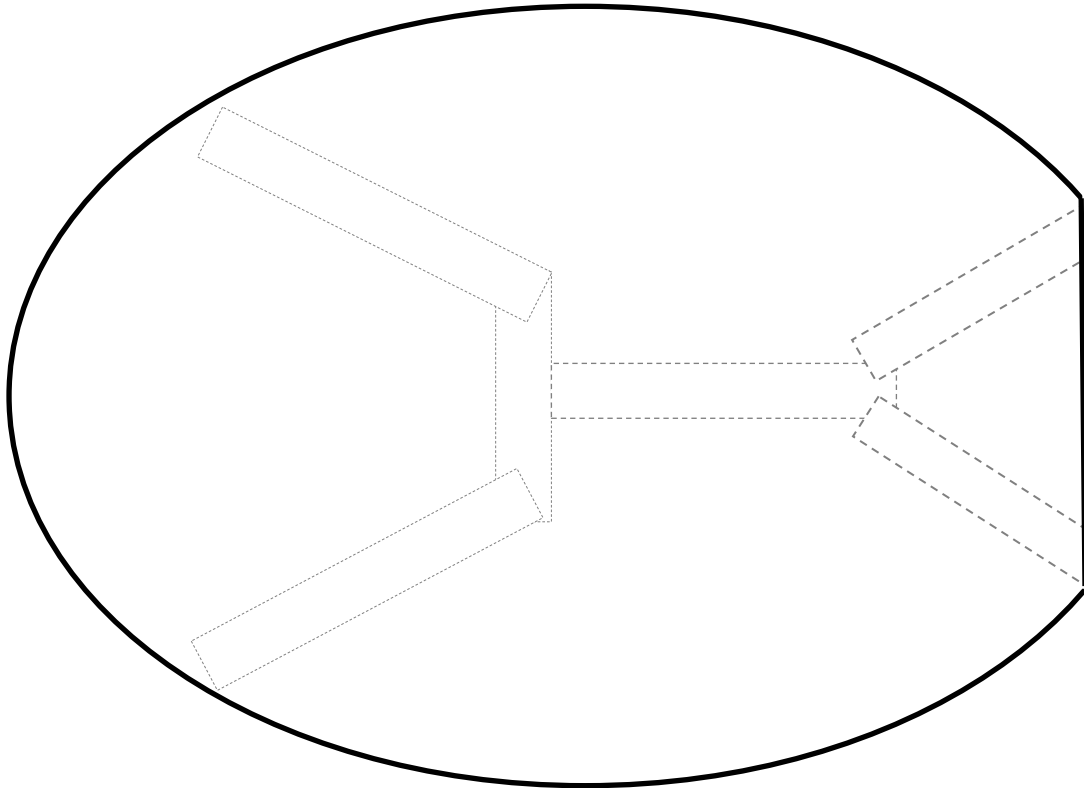
Tuesday of Holy Week

Jesus overturns the tables at the temple

3-D Printable



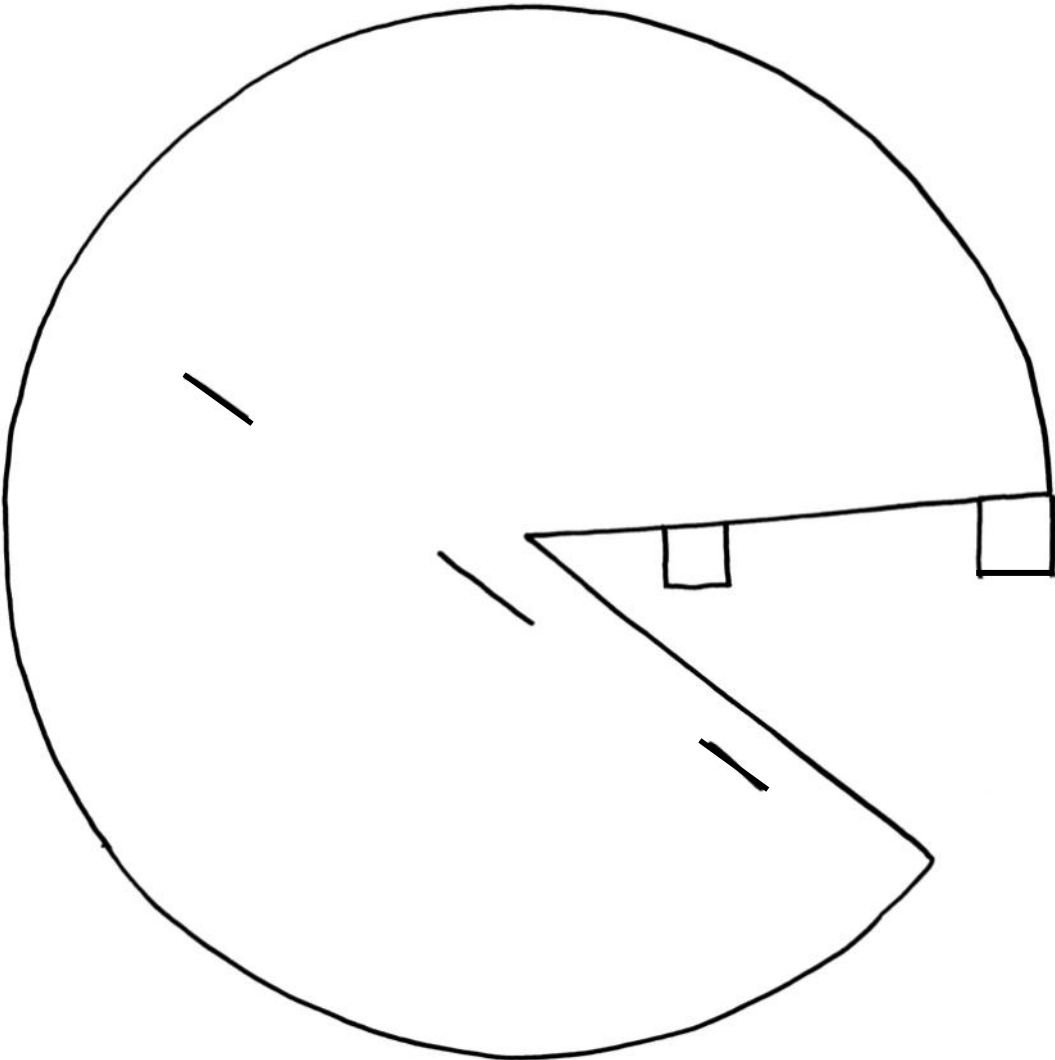
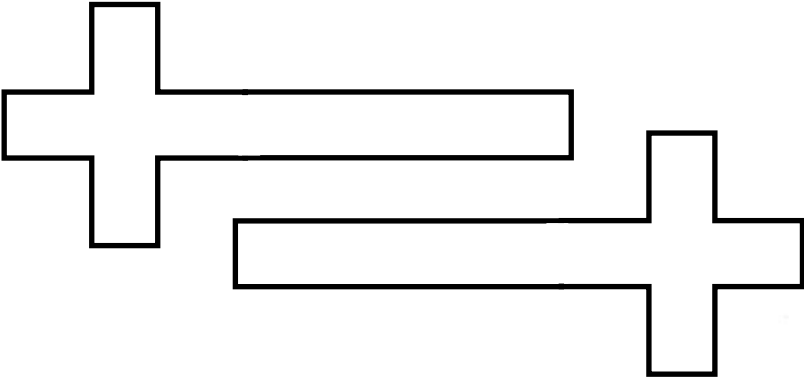

Thursday of Holy Week
Last Supper Wine and Bread
3-D Printable



Friday of Holy Week

Crucifixion

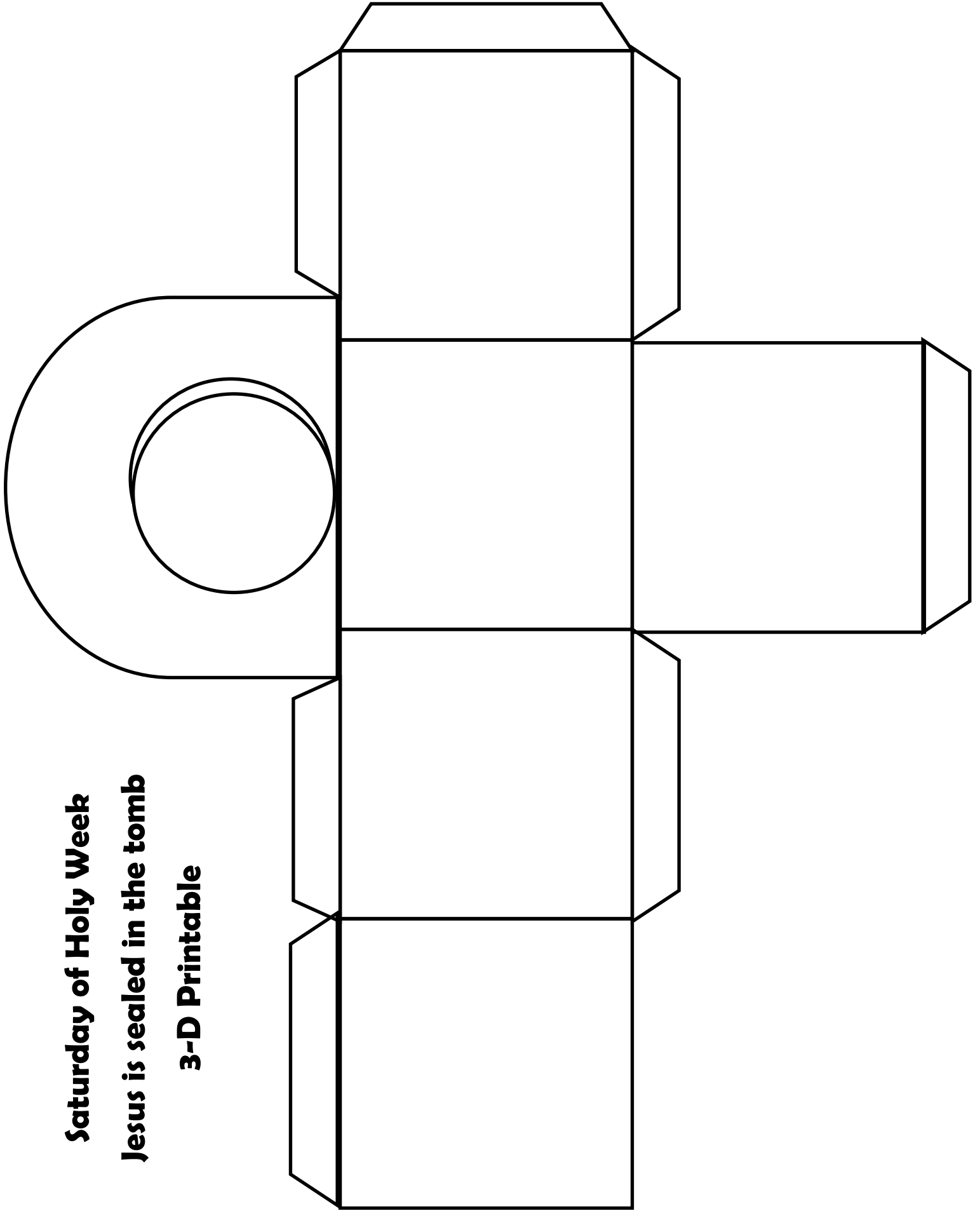
3-D Printable



Saturday of Holy Week

Jesus is sealed in the tomb

3-D Printable


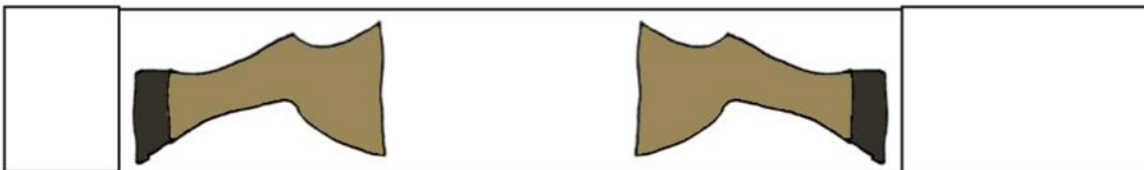
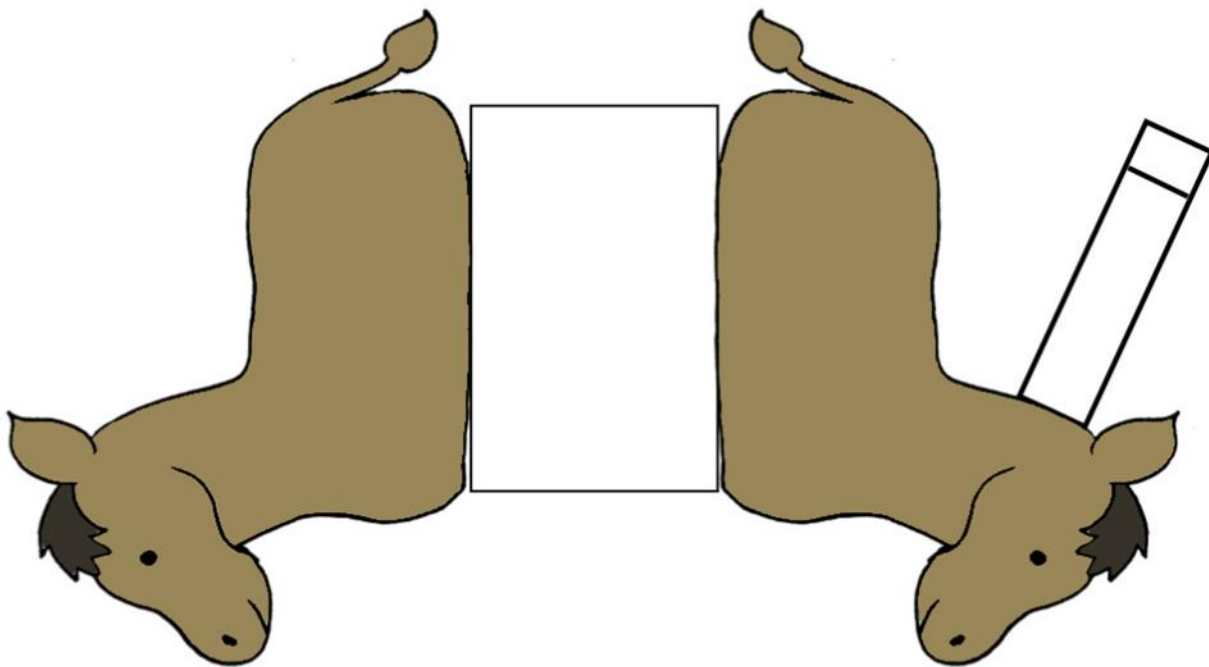





Palm Sunday

Jesus riding into Jerusalem on a donkey



3-D Printable



Tuesday of Holy Week

Jesus curses a fig tree on his way to Jerusalem

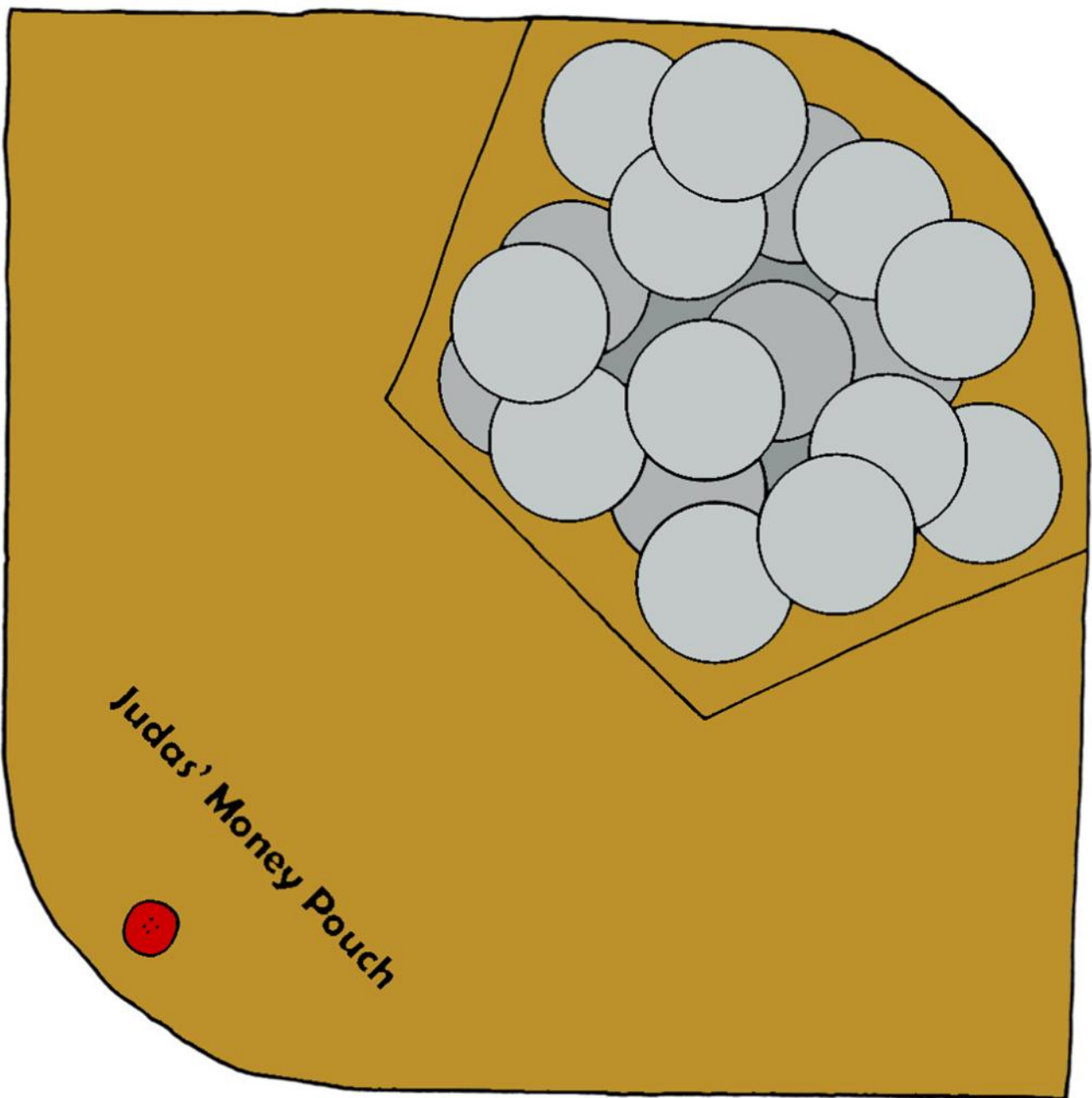
3-D Printable



Wednesday of Holy Week

**Judas' Money Pouch— he agrees to turn over
Jesus in exchange for 30 silver coins**

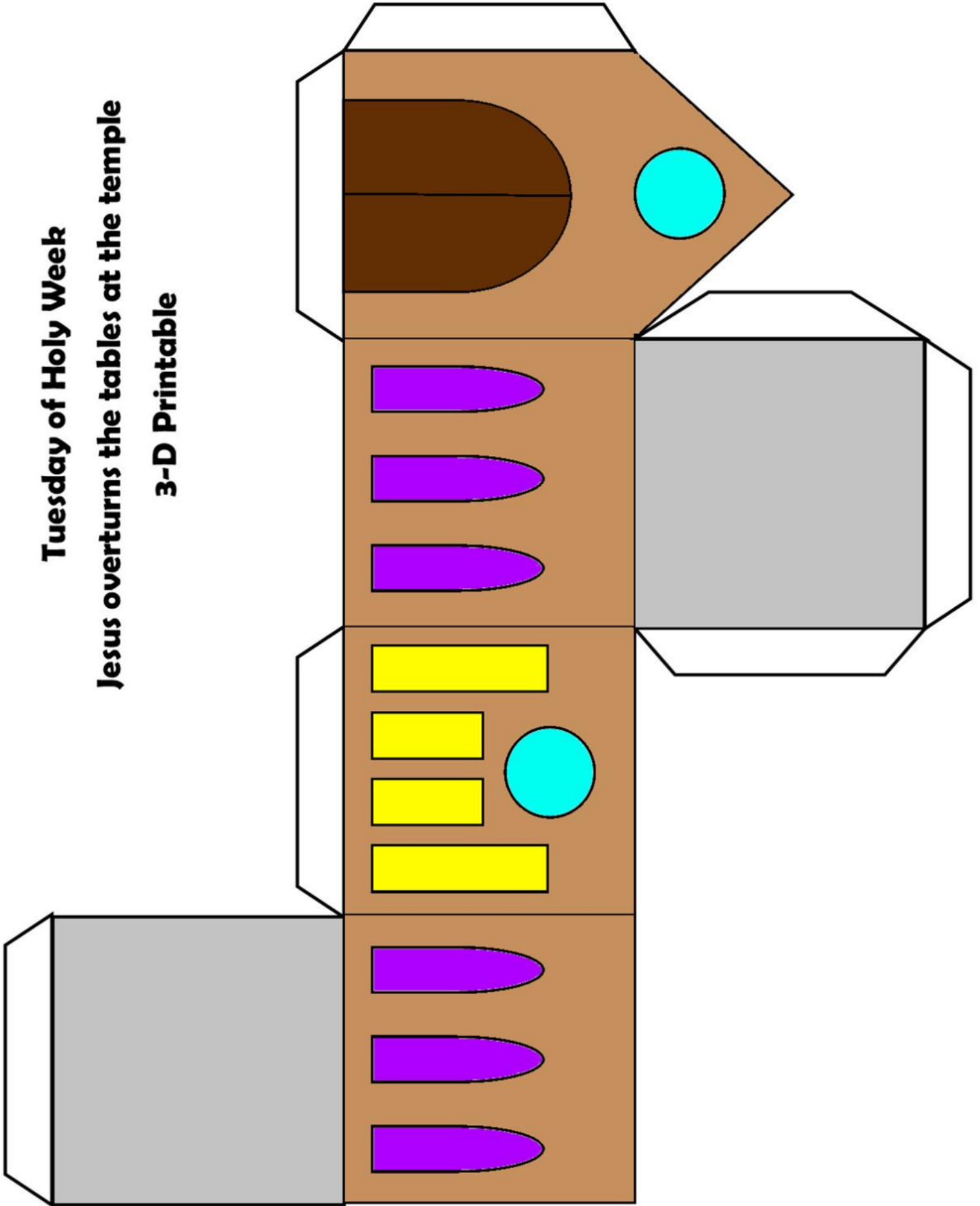
3-D Printable



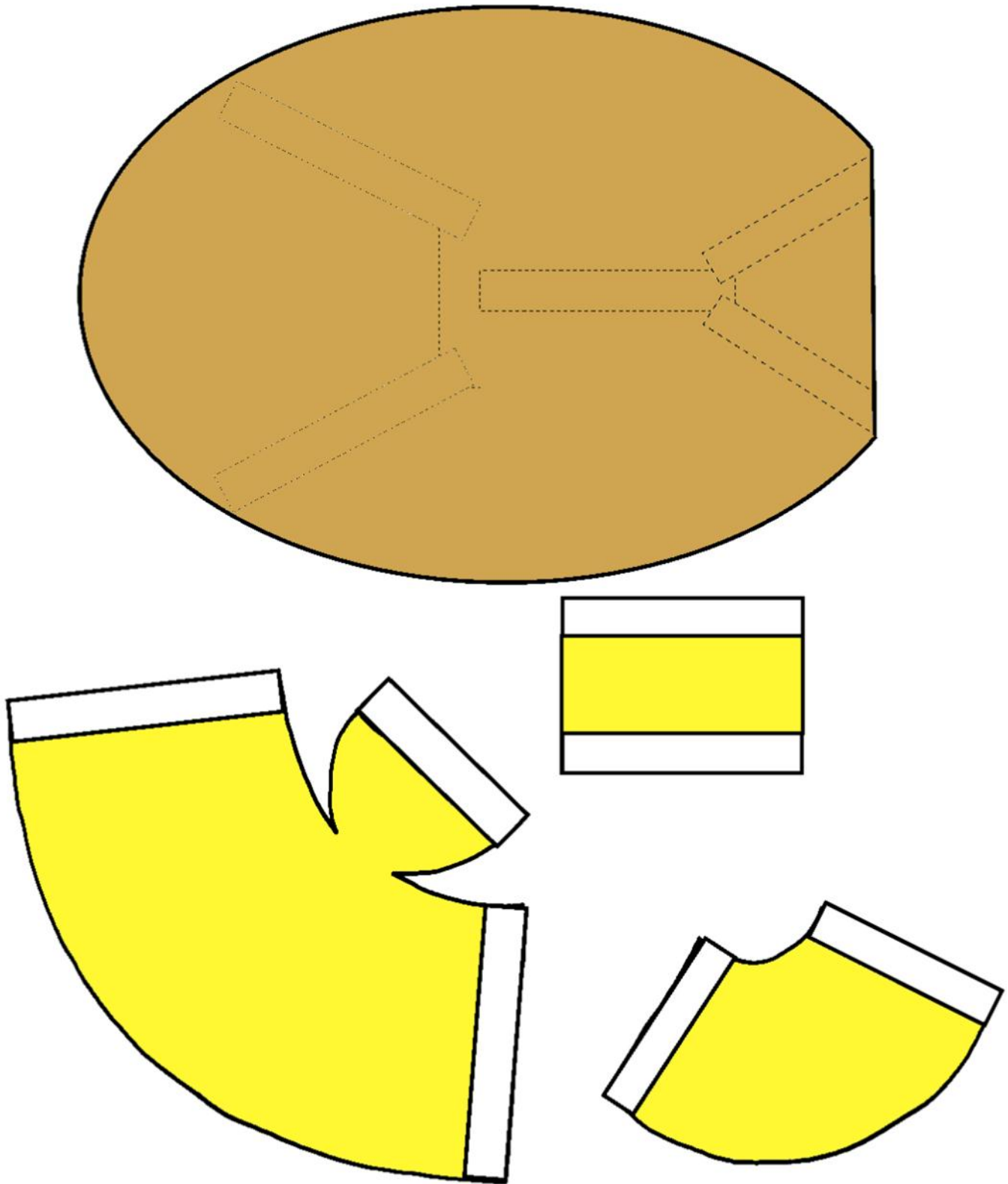
Tuesday of Holy Week

Jesus overturns the tables at the temple

3-D Printable




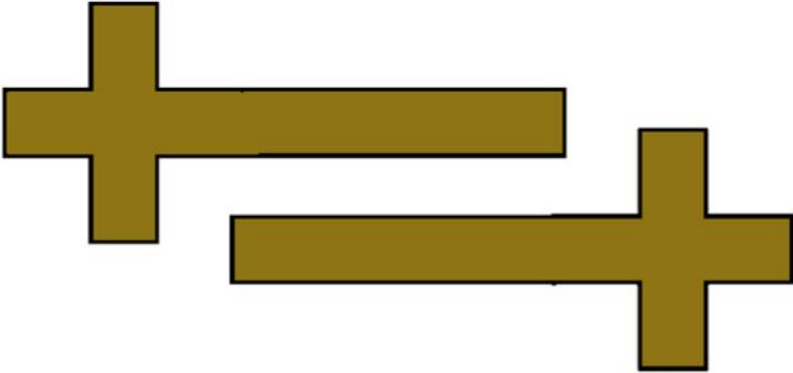

Thursday of Holy Week
Last Supper Wine and Bread
3-D Printable



Friday of Holy Week

Crucifixion

3-D Printable



Saturday of Holy Week
Jesus is sealed in the tomb
3-D Printable

